

---

# **SELF RELIANT INITIATIVES THROUGH JOINT ACTION (SRIJAN)**

---

4,Community Shopping Centre First Floor, Anupam Apartment ,M.B. Road,  
Saidullajab, New Delhi -110068



**AUDITED FINANCIAL STATEMENT FOR  
THE YEAR ENDED MARCH 31, 2023**

THAKUR, VAIDYANTH AIYAR & CO.,  
Chartered Accountants,  
221-223, Deen Dayal Upadhyay Marg, New Delhi  
-11002 Ph:91-23236958-60, 23237772 ,Fax:91-11-23230831  
E-mail : tvande@rediffmail.com , tvandeca@gamil.co,

**INDEPENDENT AUDITOR'S REPORT**

TO,  
THE BOARD OF TRUSTEES OF  
SELF-RELIANT INITIATIVES THROUGH JOINT ACTION (SRIJAN),

REPORT ON THE AUDIT OF THE FINANCIAL STATEMENTS FOR THE YEAR ENDED ON 31<sup>st</sup>  
MARCH, 2023

**1. Opinion**

We have audited the accompanying Financial Statements of **SELF-RELIANT INITIATIVES THROUGH JOINT ACTION (SRIJAN)** which comprise the Balance Sheet as at 31<sup>st</sup> March 2023, the statement of Income and Expenditure and Receipt and Payment Account for the year then ended, and notes to the financial statements, including a summary of significant accounting policies and other explanatory information which we have signed under reference to this report.

In our opinion and to the best of our information and according to the explanations given to us, the aforesaid financial statements, read with other notes given thereto, give a true and fair view in conformity with the accounting principles generally accepted in India:

- a) In the case of Balance Sheet, of the state of affairs of the Trust as at 31<sup>st</sup> March 2023;
- b) In the case of Statement of Income and Expenditure, of the surplus for the year ended on 31<sup>st</sup> March 2023;
- c) In the case of Receipt and Payment account, of cash flows for the year ended on 31<sup>st</sup> March 2023.

**2. Basis for Opinion**

We conducted our audit in accordance with the Standards on Accounting (SAs) issued by the Institute of Chartered Accountant of India. Our responsibilities under those standards are further described in the Auditor's Responsibilities for the Audit of the Financial Statements section of our report. We are independent of the Trust in accordance with the Code of Ethics issued by the Institute of Chartered Accountant of India together with the ethical requirements that are relevant to our audit of the Financial Statements under the provisions of the Act and the Rules there under, and we have fulfilled our other ethical responsibilities in accordance with these requirements and the Code of Ethics. We believe that the audit evidence we have obtained is sufficient and appropriate to provide a basis for our opinion.

**3. Emphasis of Matter**

- a) We also draw your attention to **Item No. 3b) of Note 18** of the Financial Statements regarding grants wherein Rs. 30.5 lakhs paid to NGOs prior to 01-04-2022; but neither amount was utilized or refunded till date.
- b) We also draw your attention to **Item No. 4. c) of Note 18** of the Financial Statements regarding grants wherein overspent amount aggregating to Rs. 169.19 lakhs is recoverable as on 31-03-2023; of which Rs. 159.38 lakhs and Rs. 7.54 lakhs are outstanding for more than 2 years from Govt of MP MG NREGS CFT & Govt. of Uttar Pradesh SRLM- CFP UP respectively. In the





opinion of the Management of Srijan, these balances are good for recovery and no provision is required.

- c) We also draw your attention to **Item No. 4. d) of Note 18** of the Financial Statements regarding unspent balances of Rs. 384.49 lakhs are lying in 6 no. of projects even though project period have been completed for which extension approvals are pending till date.

Our opinion is not modified in this regard.

#### **4. Responsibility of Management for the Financial Statements**

The Management is responsible for the preparation of these Financial Statements that give a true and fair view of the financial position and expenditure of the Trust in accordance with the accounting principles generally accepted in India, including Accounting Standards, to the extent applicable, prescribed by the Institute of Chartered Accountants of India.

This responsibility also includes maintenance of adequate accounting records for safeguarding of the assets of the Trust and for preventing and detecting frauds and other irregularities; selection and application of appropriate accounting policies; making judgments and estimates that are reasonable and prudent; and design, implementation and maintenance of adequate internal financial controls, that were operating effectively for ensuring the accuracy and completeness of the accounting records, relevant to the preparation and presentation of the Financial Statements that give a true and fair view and are free from material misstatement, whether due to fraud or error.

In preparing the Financial Statements, management is responsible for assessing the ability to continue as a going concern, disclosing, as applicable, matters related to going concern and using the going concern basis of accounting unless management either intends to liquidate the entity or to cease operations, or has no realistic alternative but to do so. The Management is responsible for overseeing the Trust's financial reporting process.

#### **5. Auditor's Responsibility for the Audit of the Financial Statements**

Our objectives are to obtain reasonable assurance about whether the Financial Statements as a whole are free from material misstatement, whether due to fraud or error, and to issue an auditor's report that includes our opinion. Reasonable assurance is a high level of assurance, but is not a guarantee that an audit conducted in accordance with SAs will always detect a material misstatement when it exists. Misstatements can arise from fraud or error and are considered material if, individually or in the aggregate, they could reasonably be expected to influence the economic decisions of users taken on the basis of these Financial Statements.

As part of an audit in accordance with SAs, we exercise professional judgment and maintain professional skepticism throughout the audit. We also:

- identify and assess the risks of material misstatement of the Financial Statements, whether due to fraud or error, design and perform audit procedures responsive to those risks, and obtain audit evidence that is sufficient and appropriate to provide a basis for our opinion. The risk of not detecting a material misstatement resulting from fraud is higher than for one resulting from error, as fraud may involve collusion, forgery, intentional omissions, misrepresentations, or the override of internal control.
- obtain an understanding of internal financial controls relevant to the audit in order to design audit procedures that are appropriate in the circumstances.
- evaluate the appropriateness of accounting policies used and the reasonableness of accounting estimates and related disclosures made by management.
- Conclude on the appropriateness of management's use of the going concern basis of accounting and, based on the audit evidence obtained, whether a material uncertainty exists related to events or conditions that may cast significant doubt on the Trust's ability to continue as a going concern. If we conclude that a material uncertainty exists, we are required to draw attention in our auditor's report to the related disclosures in the Financial Statements or, if such disclosures are inadequate, to modify our opinion. Our conclusions are



based on the audit evidence obtained up to the date of our auditor's report. However, future events or conditions may cause the Trust to cease to continue as a going concern.

- evaluate the overall presentation, structure and content of the Financial Statements, including the disclosures, and whether the Financial Statements represent the underlying transactions and events in a manner that achieves fair presentation.

We communicate with those charged with governance regarding, among other matters, the planned scope and timing of the audit and significant audit findings, including any significant deficiencies in internal control that we identify during our audit.

We also provide those charged with governance with a statement that we have complied with relevant ethical requirements regarding independence, and to communicate with them all relationships and other matters that may reasonably be thought to bear on our independence, and where applicable, related safeguards.

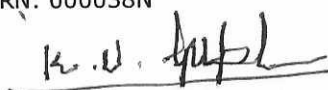
## 6. Report on Other Legal and Regulatory Requirements

- a) We have sought and obtained all the information and explanations which to the best of our knowledge and belief were necessary for the purpose of our audit;
- b) In our opinion, proper books of account as required by law have been kept by the Trust so far as it appears from our examination of those books;
- c) The Balance Sheet, Statement of Income and Expenditure and Receipts & Payment Account for the year ended 31<sup>st</sup> March 2023, dealt with by this Report are in agreement with the books of account;
- d) In our opinion, the aforesaid financial statements comply with the Accounting Standards, to the extent applicable, issued by the Institute of Chartered Accountants of India.

For **Thakur, Vaidyanath Aiyar & Co.**

Chartered Accountants

FRN: 000038N



(K.N. Gupta)

Partner

M. No. 09169

UDIN: 23009169BGXYKA9970



Place: New Delhi

Date: 1<sup>st</sup> July, 2023



# SELF - RELIANT INITIATIVES THROUGH JOINT ACTION [SRIJAN]

## Balance Sheet as at 31st March 2023

			Amount in ₹	
Particulars	Note	As at 31st March, 2023	As at 31st March, 2022	
<b>SOURCES OF FUNDS</b>				
CORPUS FUND	1	85,69,498	79,31,902	
<b>OTHER FUNDS AND RESERVES</b>				
Capital Assets Fund	2	88,49,960	72,97,694	
Restricted Project Funds	3A	28,85,97,625	13,30,74,138	
Un-Restricted Funds	3B	7,15,94,900	6,70,86,980	
Specific Reserves	3B	18,80,197	18,80,197	
Consultancy Project Fund	3B	29,24,266	90,18,211	
<b>Total</b>		<b>38,24,16,446</b>	<b>22,62,89,122</b>	
<b>APPLICATION OF FUNDS</b>				
<b>FIXED ASSETS - Funded by Donor's</b>	4			
Assets under possession of SRIJAN		59,17,859	49,64,854	
Assets in possession of Community		29,32,101	23,32,841	
<b>FIXED ASSETS - Own Assets</b>	4.A	89,294	-	
<b>INVESTMENTS</b>	5	-	-	
<b>CURRENT ASSETS (A)</b>				
Cash and Bank Balances	6	34,65,75,081	19,14,66,771	
Loans and Advances	7	23,78,672	31,18,741	
Other Current Assets	8	2,57,12,557	2,00,46,488	
Grant amount receivable	3A	1,69,18,824	2,62,89,250	
		<b>39,15,85,134</b>	<b>24,09,21,250</b>	
<b>CURRENT LIABILITIES AND PROVISIONS (B)</b>				
Current Liabilities	9	1,74,98,942	2,08,68,177	
Provisions	10	6,09,000	10,61,645	
		<b>1,81,07,942</b>	<b>2,19,29,822</b>	
<b>NET CURRENT ASSETS (A-B)</b>		<b>37,34,77,192</b>	<b>21,89,91,428</b>	
<b>Total</b>		<b>38,24,16,446</b>	<b>22,62,89,122</b>	

Significant Accounting Policies & Notes on Accounts

18

The accompanying notes to accounts referred to above form an integral part of these financial statements.

As per our report of even date attached

for and on behalf of Board of Trustees of  
Self- Reliant Initiatives through Joint Action (SRIJAN)

**For Thakur, Vaidyanath Aiyar & Co.**

Chartered Accountants

FR No. 000038N

(K.N. Gupta)

Partner

M. No: 009169

Place: New Delhi

Date: 01-07-2023



(Prasanna Khemariya)

Chief Executive Officer



(C. Babu Joseph)

Chairperson

Financial Statement for the year ended March 31, 2023

**SELF - RELIANT INITIATIVES THROUGH JOINT ACTION [SRIJAN]****Statement of Income and Expenditure For the Year Ended 31st March, 2023**

Particulars	Note	Amount in ₹	
		For the Year Ended March 31, 2023	For the Year Ended March 31, 2022
REVENUE			
Grants and Contributions	11	55,71,08,104	
Less: Grant Return		58,725	
Donations		72,810	
Professional Income	3B	1,37,31,125	
Interest Income-	12		
On Restricted Grant Fund		88,01,759	
On own Fund		52,13,318	
Gain/(loss) on redemption of Units of Mutual Funds	12	-	
Grant Amount Written Back	3A	8,56,161	
Recovery of Overheads Costs from projects	3A	16,87,235	
Other Income	13	7,26,836	
Total		58,81,38,624	43,45,90,103
EXPENDITURE			
Livelihood Promotion Activities	14. A	21,06,44,004	22,00,99,653
Grant to other NGO	14. B	6,75,79,658	2,80,54,502
Expense Against Professional Income	14. C	1,98,25,070	38,89,141
Livelihood Programme Support	15	6,97,24,117	7,26,77,762
Livelihood Consultancy and related expenses	16	2,58,36,153	1,70,50,653
Livelihoods Support Cost	17	2,07,72,632	2,04,95,854
Purchase of Fixed Assets from Donor's Fund	4	40,26,845	29,09,864
Overhead Recovery Cost charge to project	3A	16,87,235	37,70,978
Administration Cost- General	17.A	33,51,609	14,71,569
Depreciation on Fixed Assets from Own Fund	4.A	67,226	-
Bad debts Written off		70,950	2,40,269
Irrecoverable Grant Balances Written Off		1,69,588	20,30,669
Capital Assets Fund		-	2,72,028
Total		42,37,55,087	37,29,62,941
EXCESS OF INCOME OVER EXPENDITURE FOR THE YEAR		16,43,83,537	6,16,27,162
Total		58,81,38,624	43,45,90,103

**APPROPRIATIONS****Balance Brought Down**

Excess of Income Over Expenditure for the year

16,43,83,537

6,16,27,162

**Transferred to / from :**

Capital Assets Fund

-

(2,72,029)

Restricted Fund

16,48,93,913

4,15,05,810

Consultancy Project Fund

(60,93,945)

90,18,211

Un-Restricted Fund

50,45,973

1,09,45,906

Corpus Fund

5,37,596

4,29,264

*The accompanying notes to accounts referred to above form an*

As per our report of even date attached

**For Thakur Vaidyanath Aiyar & Co.**

Chartered Accountants

FR No. 000038N

**(K.N. Gupta)**

Partner

M. No: 009169

Place: New Delhi

Date: 01-07-2023



for and on behalf of Board of Trustees of  
Self- Reliant Initiatives through Joint Action (SRIJAN)

(Prasanna Khemariya)  
Chief Executive Officer



(C. Babu Joseph)  
Chairperson

Financial Statement for the year ended March 31, 2023



**SELF - RELIANT INITIATIVES THROUGH JOINT ACTION [SRIJAN]****Statement of Receipts and Payments for the Year Ended 31st March, 2023**

Particulars	Amount in	
	For the Year Ended March 31, 2023	For the Year Ended March 31, 2022
<b>Opening Balances :</b>		
<b>Cash and Bank Balances</b>		
Current Accounts	9,11,672	-
Saving Accounts	3,60,46,078	8,28,68,477
Cheque in Transit	-	1,24,667
Fixed Deposits and Investments	15,45,09,021	6,28,56,709
	<b>19,14,66,771</b>	
<b>Receipts:</b>		
Grant and Contribution	55,71,22,189	40,52,67,863
Corpus Grant/Donation	1,00,000	-
Interest on Fixed deposits and Savings Bank balances	1,08,80,495	30,99,466
Gain/(loss) on redemption of Units of Mutual Funds	-	1,82,073
Other Income	7,26,836	16,49,780
Professional Receipts	1,37,31,125	1,28,35,922
<b>Total</b>	<b>77,40,27,416</b>	<b>56,88,84,957</b>
<b>Payments:</b>		
<b>Direct Project Expenditure</b>		
Programme Expenditure	16,22,33,211	19,07,11,347
Training and Workshop	1,37,86,479	32,11,141
SHG (Formation, Training and Mobilisation)	76,03,127	1,21,21,646
Grant to other NGO	7,10,85,458	3,79,11,832
	<b>25,47,08,275</b>	<b>24,39,55,966</b>
Professional Services on Livelihood Promotion	1,98,25,070	38,89,141
Payment to and Provision for Employees		
Program Execution Staff	8,61,79,272	8,11,97,922
Admin Staff	1,31,25,871	1,06,94,054
Staff Insurance	5,86,387	14,92,051
Recruitment and Selection Expenses	14,96,159	1,00,301
	<b>10,13,87,689</b>	<b>9,34,84,328</b>
Training / Consulting Charges	2,39,13,976	1,59,86,129
Travel & Conveyances	1,82,16,987	1,15,79,948
Other Operating Expenses		
Rent, Water and Electricity	34,55,094	34,04,183
Printing & Stationery, Books	13,53,122	16,11,836
Postage, Telegram and Telephone	3,17,542	3,63,182
Auditors Remuneration (including travelling)	6,04,452	8,19,560
Rates, Taxes and Duties	1,04,502	1,52,643
Office Repairs and Maintenance	9,83,072	8,67,275
Maintenance of Equipment	2,33,315	3,21,487
Staff Welfare	6,01,147	5,98,389
Bank Charges	1,12,054	95,551
Miscellaneous Expenditure	2,19,161	2,84,400
	<b>79,83,461</b>	<b>85,18,506</b>
<b>Non Recurring</b>		
Purchase of Fixed Assets	40,34,845	29,09,864
(Net of Transfer to Inter Branch)		
<b>Closing Balances:</b>		
<b>Cash and Bank Balances</b>		
Current Account	6,67,153	9,11,672
Saving Account	13,28,11,059	3,60,46,078
Investments in Fixed Deposits	21,04,78,900	15,16,03,325
	<b>34,39,57,112</b>	
<b>Total</b>	<b>77,40,27,416</b>	<b>56,88,84,957</b>

As per our report of even date attached

**For Thakur, Vaidyanath Aiyar & Co.**

Chartered Accountants

FR No. 000038N

**(K.N. Gupta)**

Partner

M. No: 009169

Place: New Delhi

Date: 01-07-2023



for and on behalf of Board of Trustees of

Self-Reliant Initiatives through Joint Action (SRIJAN)

**(Prasanna Khemariya)**

Chief Executive Officer

**(C. Babu Joseph)**

Chairperson



Financial Statement for the year ended March 31, 2023

**SELF - RELIANT INITIATIVES THROUGH JOINT ACTION [SRIJAN]**

Amount in ₹

**Notes to Audited Financial Statements****As at March 31, 2023****As at March 31, 2022****NOTE 1: CORPUS FUND**

Opening Balance	79,31,902	75,02,638
Addition during the year	1,00,000	-
Interest Income during the year	5,37,596	4,29,264
<b>Total</b>	<b>85,69,498</b>	<b>79,31,902</b>

**NOTE 2: CAPITAL ASSETS FUND**

Opening Balance	72,97,694	75,69,724
Additions in Gross Block during the year	40,26,845	29,09,864
Deletions (gross) during the year	(27,85,241)	(38,60,512)
Previous year Adjustment- Asset out of own fund	(1,48,520)	-
Previous year Adjustment- depreciation	29,704	-
Depreciation on assets during the year (Refer Note "4")	(20,46,993)	(21,52,431)
Depreciation on sale of fixed assets reversed	24,76,471	28,31,050
<b>Total (A+B)</b>	<b>88,49,960</b>	<b>72,97,694</b>

**NOTE 3: OTHER FUNDS & RESERVES****(a) Un- Restricted Funds****Accumulation of Surplus U/s 11(1)**

Opening Balance	6,70,86,980	5,73,08,398
Transferred from/(to) Statement of Income and Expenditure	50,45,973	1,09,45,906
Unspent Grant balances Written off (net)	(6,86,573)	(11,67,324)
Transferred from Capital Assets Fund	1,48,520	-
<b>Total</b>	<b>7,15,94,900</b>	<b>6,70,86,980</b>

**(b) Specific Reserves**

Opening Balance	18,80,197	18,80,197
Transferred from Statement of Income and Expenditure	-	-
<b>Total</b>	<b>18,80,197</b>	<b>18,80,197</b>

**(c) Professional Services on Livelihood Promotion**

Opening Balance	90,18,211	-
Professional Receipts during the year	1,37,31,125	1,28,35,922
Interest Income during the year	-	71,430
Expenditure during the year	(1,98,25,070)	(38,89,141)
Transferred from Statement of Income and Expenditure	(60,93,945)	90,18,211
<b>Total</b>	<b>29,24,266</b>	<b>90,18,211</b>



Financial Statement for the year ended March 31, 2023



## Notes to Audited Financial Statements:

Note 3A: Restricted Grants- Opening balance, Receipts and expenditure during the year&amp; closing balance as on March 31, 2023

FUNDING AGENCIES	Opening Unspent balance /( Recoverable) as on 01-04-2022	Receipt during the year		Total	Payment during the year				Gross closing Unspent balance /( Recoverable)	Less: - Grant Written off/ (Written Back)	Closing unspent balance /( Recoverable) as on 31-03-2023
		Grant Receipts	Interest Income		Recurring Expenditure	Capital Expenditure	Cost of Services to Agencies (Per Contra)	Total			
	1	2	3	4=1 to 3	5	6	7	8= 5 To 7	9= 4-8	10	11=9-10
<b>INDIAN AGENCIES (A)</b>											
Aditya Birla Capital Foundation	10,47,000	1,14,23,381	53,587	1,25,23,968	1,24,99,468	24,500		1,25,23,968	-		-
NSE Foundation-PHASE-III	31,248	1,09,06,006	1,908	1,09,39,162	1,09,39,162	-		1,09,39,162	(0)		(0)
RBL Bank Ltd.	-	49,41,000	-	49,41,000	49,41,000	-		49,41,000	-		-
Ramesh Kacholia - COVID Support	1,19,206			1,19,206		-		-	1,19,206		1,19,206
Ramesh Kacholia / Bengal Finance Ltd- Swavalamban Mega Plan Project	24,22,227	3,38,81,000	2,40,032	3,65,43,259	3,17,74,037	16,92,420		3,34,66,457	30,76,802		30,76,802
Govt of MP MG-NREGS "CFT"	(1,89,37,949)	30,00,000	-	(1,59,37,949)	-	-		-	(1,59,37,949)		(1,59,37,949)
National Bank for Agriculture and Rural Development, Madhya Pradesh: Livelihood Program for Jatara	93,565			93,565		-		-	93,565	(93,565)	-
National Bank for Agriculture and Rural Development, Madhya Pradesh: E-shakti Project	14,002	2,09,193	1,914	2,25,109	63,518	-		63,518	1,61,591	(1,61,591)	-
National Bank for Agriculture and Rural Development, Madhya Pradesh: Watershed Project, Kotma, Anuppur District	1,16,541	1,04,106	241	2,20,888	2,02,636	-		2,02,636	18,252		18,252
National Bank for Agriculture and Rural Development, Madhya Pradesh: FSR Project, Chhindwara District	(1,14,309)	4,34,841	72	3,20,604	3,07,411	-		3,07,411	13,193		13,193
National Bank for Agriculture and Rural Development, Madhya Pradesh: JIVA Project, Chhindwara District	-	2,87,500	-	2,87,500	-	-		-	2,87,500		2,87,500
National Bank for Agriculture and Rural Development, Rajasthan - Livelihood & enterprise development	(2,66,216)	2,99,716	-	33,500	26,545	-		26,545	6,955	(6,955)	-
National Bank for Agriculture and Rural Development, Rajasthan- Micro enterprise development program	(2,11,114)	2,86,669	-	75,555	-	-		-	75,555	(75,555)	0
National Bank for Agriculture and Rural Development, Rajasthan- Rural Haat program	(41,427)	12,70,010	-	12,28,583	13,80,672	-		13,80,672	(1,52,089)	1,52,089	-
National Bank for Agriculture and Rural Development, Rajasthan- Tribal development	(34,395)	2,07,388	1,476	1,74,469	2,16,983	-		2,16,983	(42,514)		(42,514)
Axis Bank Foundation- Sustainable Livelihoods	2,59,589	4,57,40,000	2,96,910	4,62,96,499	4,63,20,202	1,06,915		4,64,27,117	(1,30,618)		(1,30,618)
Bharat Rural Livelihood Foundation - Mega Watershed Project- Phase-I	30,896	13,36,186	4,420	13,71,502	13,71,502	-		13,71,502	-		-



FUNDING AGENCIES	Opening Unspent balance / (Recoverable) as on 01-04-2022	Receipt during the year		Total	Payment during the year				Gross closing Unspent balance / (Recoverable)	Less: - Grant Written off/ (Written Back)	Closing unspent balance / (Recoverable) as on 31-03-2023
		Grant Receipts	Interest Income		Recurring Expenditure	Capital Expenditure	Cost of Services to Agencies (Per Contra)	Total			
	1	2	3	4=1 to 3	5	6	7	8= 5 To 7	9= 4-8	10	11=9-10
Bharat Rural Livelihood Foundation - Mega Watershed Project - Phase-II	-	21,39,209	12,785	21,51,994	15,38,276	-	-	15,38,276	6,13,718	-	6,13,718
National Coalition of Natural Farming ( NCNF)- Bengal Finance Ltd. /Shubhmangal Credit Capital Ltd/Mr. Sunil Chawan/ATE Chandra Foundation	1,05,00,010	3,45,00,000	3,09,877	4,53,09,887	3,43,70,920	96,266	-	3,44,67,186	1,08,42,701	-	1,08,42,701
Azim Premji University- Research Project	-	13,74,452	-	13,74,452	8,84,473	-	13,782	8,98,255	4,76,197	-	4,76,197
Pernod Ricard India Foundation- Vikalp-Shivpuri & Ghatigaon	(27,29,296)	66,32,510	88,047	39,91,261	37,86,468	2,21,103	-	40,07,571	(16,310)	16,310	0
National Health Mission - PLA Project-Kotma	4,45,484	-	-	4,45,484	-	-	-	-	4,45,484	(4,45,484)	0
HDFC- P0316 Anupam Project-Bagicha Y2	-	1,70,27,159	12,664	1,70,39,823	1,67,92,755	-	2,47,068	1,70,39,823	0	-	0
HDFC- P0319-Adiwasi Samridhi Pariyojna-Pali Y2	-	1,17,92,169	42,445	1,18,34,614	1,17,92,487	11,500	30,627	1,18,34,614	-	-	-
HDFC-P0340 - Strengthen Livelihoods, Baran-PHASE-II	-	1,76,76,580	34,901	1,77,11,481	1,76,96,578	-	14,903	1,77,11,481	-	-	-
HDFC - Chitrakoot	(1,22,064)	2,49,96,032	-	2,48,73,968	2,48,42,790	-	44,304	2,48,87,094	(13,126)	-	(13,126)
HDFC - Pratapgarh	-	1,55,83,218	71,564	1,56,54,782	1,56,49,978	-	4,804	1,56,54,782	-	-	-
HDFC - Jhansi	(2,44,323)	1,79,66,388	38,456	1,77,60,521	1,77,47,418	14,600	-	1,77,62,018	(1,497)	-	(1,497)
LIC Housing Finance Ltd. - LIFE Project	16,95,093	1,25,09,500	38,621	1,42,43,214	1,01,79,067	-	6,48,641	1,08,27,708	34,15,506	-	34,15,506
Omidyar Network	70,356	-	-	70,356	-	-	-	-	70,356	(70,356)	-
IndusInd Bank Pvt Ltd. -Swavalamban Mega Plan Bundelkhand	-	3,43,25,946	1,34,093	3,44,60,039	3,43,43,009	56,000	-	3,43,99,009	61,030	-	61,030
MP Tourism (TO)	-	2,00,000	297	2,00,297	1,65,632	-	-	1,65,632	34,665	-	34,665
Govt. of Uttar Pradesh SRLM	(21,26,232)	13,85,114	-	(7,41,118)	50,830	-	-	50,830	(7,91,948)	-	(7,91,948)
SB Energy	3,74,217	-	-	3,74,217	-	-	-	-	3,74,217	-	3,74,217
Transformation Rural India Foundation (TRIFED) -Ministry of Tribal affairs GoI	10,93,583	-	-	10,93,583	-	-	-	-	10,93,583	-	10,93,583
Royal Rajasthan Foundation	2,06,766	20,80,000	-	22,86,766	22,86,766	-	-	22,86,766	-	-	-
Mahindra & Mahindra - Agro Ecology Transformation	-	37,45,000	6,257	37,51,257	37,21,057	30,200	-	37,51,257	(0)	-	(0)
ATE CHANDRA FOUNDATION- NCNF Project	-	34,45,796	-	34,45,796	34,45,805	-	-	34,45,805	(9)	-	(9)
Hindustan Uniliver Foundation	-	1,82,31,228	56,695	1,82,87,923	1,82,71,086	18,000	-	1,82,89,086	(1,163)	-	(1,163)
Reliance Foundation - Swayamshree Project	-	15,40,000	-	15,40,000	2,17,837	-	21,784	2,39,621	13,00,379	-	13,00,379
SIDBI - Swar Fellowship Program	-	10,00,000	4,595	10,04,595	5,48,838	-	-	5,48,838	4,55,757	-	4,55,757
<b>TOTAL (A)</b>	<b>(63,07,541)</b>	<b>34,24,77,297</b>	<b>14,51,857</b>	<b>33,76,21,613</b>	<b>32,83,75,206</b>	<b>22,71,504</b>	<b>10,25,913</b>	<b>33,16,72,623</b>	<b>59,48,990</b>	<b>(6,85,107)</b>	<b>52,63,883</b>
Underspent balances	1,85,19,783	-	-	-	-	-	-	-	-	-	2,21,82,706
Amount Recoverable	(2,48,27,324)	-	-	-	-	-	-	-	-	-	(1,69,18,824)
Previous Year (A)	4,05,41,678	24,98,05,197	11,46,370	29,14,93,245	29,26,99,527	19,29,478	37,70,978	29,83,99,983	(69,06,738)	(11,67,303)	(80,74,041)





FUNDING AGENCIES	Opening Unspent balance /( Recoverable) as on 01-04-2022	Receipt during the year		Total	Payment during the year				Gross closing Unspent balance /( Recoverable)	Less: - Grant Written off/ (Written Back)	Closing unspent balance /( Recoverable) as on 31-03-2023
		Grant Receipts	Interest Income		Recurring Expenditure	Capital Expenditure	Cost of Services to Agencies (Per Contra)	Total			
	1	2	3	4=1 to 3	5	6	7	8= 5 To 7	9= 4-8	10	11=9-10

<b>FOREIGN AGENCIES (B)</b>											
Arpan Foundation	72,42,130	85,88,940	3,31,185	1,61,62,255	71,69,150	-	-	71,69,150	89,93,105	-	89,93,105
Bill & Milinda Gates foundation- RCRC Research	1,23,18,344	-	6,83,999	1,30,02,343	52,60,547	-	-	52,60,547	77,41,796	-	77,41,796
Bill & Milinda Gates foundation- Capacity Building	2,92,79,155	-	18,93,059	3,11,72,214	40,92,703	19,800	-	41,12,503	2,70,59,711	-	2,70,59,711
IN COVID SUPPORT FZE LLP	-	56,23,279	34,012	56,57,291	56,43,544	11,092	-	56,54,636	2,655	(2,655)	(0)
Ford Foundation- BFP	54,54,013	1,18,54,261	3,63,882	1,76,72,156	82,21,332	-	-	82,21,332	94,50,824	-	94,50,824
Give Foundation -Global Infrastructure Management	71,89,873	-	4,16,149	76,06,022	18,58,990	-	-	18,58,990	57,47,032	-	57,47,032
India Friends Association (IFA)	10,48,819	10,00,000	-	20,48,819	10,00,000	-	-	10,00,000	10,48,819	-	10,48,819
Ketto Online Ventures Inc, Atlanta, GA, USA	12,23,442	-	59,118	12,82,560	3,62,629	-	-	3,62,629	9,19,931	-	9,19,931
Laudes Foundation- Organic Cotton Project##	(14,61,925)	25,08,335	3,825	10,50,235	10,36,924	14,500	-	10,51,424	(1,189)	1,189	0
World Wide fund for nature India- Organic Cotton ##	7,59,380	(7,59,380)	-	-	-	-	-	-	-	-	-
Laudes Foundation - COVID Emergency Fund RCRC	28,89,178	-	-	28,89,178	27,72,764	-	1,16,414	28,89,178	-	-	-
MacArthur Foundation, Chicago, USA	4,21,79,373	1,18,96,327	23,73,625	5,64,49,325	1,50,74,651	13,71,349	-	1,64,46,000	4,00,03,324	-	4,00,03,324
Omidyar Fund	12,18,603	-	12,804	12,31,407	12,31,407	-	-	12,31,407	0	-	0
Wadhvani Charitable Foundation Inc, California, USA	35,78,710	-	2,40,915	38,19,625	7,12,656	-	-	7,12,656	31,06,969	-	31,06,969
Walmart Foundation-FPO Support Program	-	8,94,10,649	4,63,593	8,98,74,242	54,11,126	32,000	4,49,641	58,92,767	8,39,81,475	-	8,39,81,475
Shah Chetan Kumar	1,73,335	-	-	1,73,335	1,64,675	-	-	1,64,675	8,660	-	8,660
Bill & Milinda Gates foundation- Swayamshree Project	-	4,08,50,000	1,66,438	4,10,16,438	9,30,960	3,06,600	82,690	13,20,250	3,96,96,188	-	3,96,96,188
GIZ- Agro Ecological Demonstration	-	47,81,109	3,014	47,84,123	4,55,770	-	12,577	4,68,347	43,15,776	-	43,15,776
GIZ- Ukraian War Emergency Fund	-	13,82,396	10,442	13,92,838	3,16,567	-	-	3,16,567	10,76,271	-	10,76,271
IDH- RPLC Project	-	46,28,166	5,952	46,34,118	5,41,264	-	-	5,41,264	40,92,854	-	40,92,854
Bill & Milinda Gates Foundation - SHG Members Collaboration	-	3,28,08,000	2,87,890	3,30,95,890	39,23,708	-	-	39,23,708	2,91,72,182	-	2,91,72,182
<b>TOTAL ( B )</b>	<b>11,30,92,429</b>	<b>21,45,72,082</b>	<b>73,49,902</b>	<b>33,50,14,413</b>	<b>6,61,81,366</b>	<b>17,55,341</b>	<b>6,61,322</b>	<b>6,85,98,029</b>	<b>26,64,16,384</b>	<b>(1,466)</b>	<b>26,64,14,918</b>
Underspent balances	11,45,54,354	-	-	-	-	-	-	-	-	-	26,64,14,918
Amount Recoverable	(14,61,925)	-	-	-	-	-	-	-	-	-	-
Previous year (B)	2,47,37,401	15,37,33,859	25,71,655	18,10,42,915	6,53,52,099	8,31,865	-	6,61,83,964	11,48,58,951	(21)	11,48,58,972
<b>Net TOTAL (A+B)</b>	<b>10,67,84,888</b>	<b>55,70,49,379</b>	<b>88,01,759</b>	<b>67,26,36,026</b>	<b>39,45,56,572</b>	<b>40,26,845</b>	<b>16,87,235</b>	<b>40,02,70,652</b>	<b>27,23,65,374</b>	<b>(6,86,573)</b>	<b>27,16,78,801</b>
Underspent balances	13,30,74,137	-	-	-	-	-	-	-	-	(8,56,161)	28,85,97,625
Amount Recoverable	(2,62,89,249)	-	-	-	-	-	-	-	-	1,69,588	(1,69,18,824)
Previous Year Total (A+B)	6,52,79,079	40,35,39,056	37,18,025	47,25,36,160	35,80,51,626	27,61,343	37,70,978	36,45,83,947	10,79,52,213	(11,67,324)	10,67,84,888

# Net of Grant Refund of Rs. 58,725 (Previous year Rs. 1,93,00,944)

## Unspent fund of WWF -Cotton Project of Rs. 7,59,380 transfer to grant receipt of Laudes Foundation for the same project

Unspent balances (Net ) as on 31st March 2023	27,16,78,801
Unspent balances (Net ) as on 31st March 2022	10,67,84,888
Transfer from Statement of Income & Expenditure Appropriation Account	16,48,93,913



Unspent balances (Net ) as on 31st March 2022	10,67,84,888
Unspent balances (Net ) as on 31st March 2021	6,52,79,078
Transfer from Statement of Income & Expenditure Appropriation Account	4,15,05,810





# SELF - RELIANT INITIATIVES THROUGH JOINT ACTION [SRIJAN]

Notes to Audited Financial Statements for the Year Ended March 31, 2023

NOTE 4: FIXED ASSETS - "Purchases made from Donor's Fund"

S. N.	Name of Assets	GROSS BLOCK					DEPRECIATION					NET BLOCK	
		As on April 01, 2022	Additions during the year	Sale / Transfer/ Adj. during the Year	Previous Year Adjustment	As on March 31, 2023	As on April 01, 2022	During the Year	Sale / Transfer/ Adj. during the Year	Previous Year Adjustment	As on March 31, 2023	As on March 31, 2022	
(A) Assets under possession of SRIJAN													
Tangible Assets													
I	Land	-	16,10,000	-	-	16,10,000	-	-	-	-	16,10,000	-	
II	Furniture and Fixtures	28,35,535	1,82,169	5,42,181	-	24,75,523	12,15,533	1,52,728	3,20,422	-	14,27,684	16,20,002	
III	Office Equipment	53,20,205	5,15,933	10,91,502	56,020	46,88,616	40,98,414	5,59,777	10,69,306	11,204	11,10,935	12,21,792	
IV	Professional Equipment	15,71,941	21,240	4,60,343	-	11,32,838	11,06,081	1,76,198	4,24,359	-	2,74,919	4,65,861	
V	Computers & Laptops	40,09,618	5,17,392	2,75,180	92,500	41,59,330	23,52,419	7,48,820	4,17,730	18,500	14,94,321	16,57,199	
	Total (A)	1,37,37,299	28,46,734	23,69,206	1,48,520	1,40,66,308	87,72,447	16,37,523	22,31,817	29,704	59,17,859	49,64,854	
(B) Assets in Possession of Community, accounted for by SRIJAN													
I	Land	7,03,400	-	-	-	7,03,400	-	-	-	-	7,03,400	7,03,400	
II	Plant & Machinery	31,22,758	11,80,111	2,51,511	-	40,51,358	18,53,601	3,75,414	1,50,552	-	19,72,895	12,69,156	
III	Buildings	7,12,943	-	-	-	7,12,943	4,64,355	24,859	-	-	2,23,730	2,48,589	
IV	Electronic Equipments	3,27,651	-	73,161	-	2,54,490	2,95,634	6,486	57,358	-	9,728	32,017	
V	Other Equipments	38,333	-	23,363	-	14,970	32,602	273	18,317	-	411	5,731	
III	Furniture & Fixtures	1,18,650	-	68,000	-	50,650	44,703	2,438	18,428	-	21,937	73,947	
	Total (B)	50,23,735	11,80,111	4,16,035	-	57,87,811	26,90,895	4,09,470	2,44,655	-	29,32,101	23,32,841	
	Total (A+B)	1,87,61,034	40,26,845	27,85,241	1,48,520	1,98,54,119	1,14,63,342	20,46,993	24,76,471	29,704	88,49,960	72,97,694	
	Previous Year	1,97,11,682	29,09,864	38,60,512	-	1,87,61,034	1,21,41,960	21,52,431	28,31,050	-	72,97,694	75,69,724	

## 4.(A) Fixed Assets Purchased made from SRIJAN Own Fund

S.No	GROSS BLOCK				DEPRECIATION				NET BLOCK		
	As on April 01, 2022	Additions during the year	Transfer from Previous Year *	As on March 31, 2023	As on April 01, 2022	During the Year	Transfer from Previous Year *	As on March 31, 2023	As on March 31, 2023	As on March 31, 2022	
Tangible Assets											
I	Office Equipment	-	8,000	56,020	64,020	-	7,922	11,204	19,126	44,894	-
II	Computers & Laptops	-	-	92,500	92,500	-	29,600	18,500	48,100	44,400	-
Total (A)		-	8,000	1,48,520	1,56,520	-	37,522	29,704	67,226	89,294	-
Previous Year		-	-	-	-	-	-	-	-	-	-

\* Asset purchases in FY 2021-22 from own fund of Rs.1,48,520/-, but classified under Donor Fund.





## SELF - RELIANT INITIATIVES THROUGH JOINT ACTION [SRIJAN]

Notes to Audited Financial Statements	Amount in ₹	
	As at March 31, 2023	As at March 31, 2022
<b>NOTE 5 : INVESTMENTS</b>	-	-
<b>NOTE 6: CASH AND BANK BALANCES</b>		
A. Cash in Hand	-	-
B. Bank Balances		
In Current Accounts	6,67,153	9,11,672
In Savings / Current Accounts	13,28,11,059	3,60,46,078
<b>Sub Total</b>	<b>13,34,78,212</b>	<b>3,69,57,750</b>
C. Investments in Fixed deposits with Commercial banks and institutions Against:-		
Corpus Fund (Refer Note to Accounts "2")	79,31,902	97,44,220
Pledge with Bank Guarantees (Refer Note to Accounts "1")	21,00,000	21,00,000
Other Funds (Fixed deposits)	19,75,41,307	13,97,59,105
Interest accrued but not due	55,23,660	29,05,696
<b>Sub Total</b>	<b>21,30,96,869</b>	<b>15,45,09,021</b>
<b>Total</b>	<b>34,65,75,081</b>	<b>19,14,66,771</b>
<b>NOTE 7: LOANS AND ADVANCES (Un-secured, Considered good)</b>		
Loans to Staff (Personal / Vehicle)	28,016	28,016
Loans to Staff from Staff Welfare Fund	17,71,561	25,87,807
Advances receivables from Ghummar Mahila Producer Co. Ltd.	50,000	1,50,000
Rent Advance	18,230	13,636
Employees Advances:		
Travel / Work	1,56,600	78,874
Travel / Work Advance to others	1,06,731	86,087
Salaries and Fees / Stipend	2,47,534	1,74,322
<b>Total</b>	<b>23,78,672</b>	<b>31,18,742</b>
<b>NOTE 8: OTHER CURRENT ASSETS (Un-secured, Considered good)</b>		
Amount Receivables from vendors	3,96,804	3,82,632
Unspent Balances with NGO Partners	1,30,63,234	1,11,02,438
Debtors (Professional Services)	36,00,635	-
Income Tax Recoverable	41,70,131	36,53,516
Deposits- Rent, Telephone and Electricity	2,74,708	2,33,208
Security deposits to Parties	1,90,000	1,90,000
Gratuity Plan Assets	40,17,045	44,84,694
<b>Total</b>	<b>2,57,12,557</b>	<b>2,00,46,488</b>



Financial Statement for the year ended March 31, 2023

**SELF - RELIANT INITIATIVES THROUGH JOINT ACTION [SRIJAN]**

Amount in ₹

## Notes to Audited Financial Statements

As at March 31,  
2023As at March 31,  
2022**NOTE 9: CURRENT LIABILITIES****Statutory Dues:**

Provident Fund Payable	4,45,913	3,86,221
Tax Deducted at Sources Payable	30,812	2,24,221
Professional Tax Payable	6,119	-
GST Payable	1,12,545	-

**Liabilities for:**

Fees, Stipend and Honorarium	9,46,732	27,95,223
Salaries	25,940	95,166
Rent and Electricity	62,384	1,46,698
Payables to NGO's Partners	11,36,183	-
Other payables	12,38,018	6,56,277

**Inter- Project****Sundry Creditors**

	16,08,703	61,13,184
--	-----------	-----------

**Staff Welfare Fund:**

Gratuity to employees	89,76,642	76,82,729
Leave travel allowance	4,165	4,165
Staff benefit funds	29,04,786	27,64,293

**Total****1,74,98,942****2,08,68,177****NOTE 10: PROVISIONS**

Provision for Auditor's remuneration (Net of TDS)	5,94,000	5,40,000
Provision for other expenditures	15,000	5,21,645

**Total****6,09,000****10,61,645**

Financial Statement for the year ended March 31, 2023



# SELF - RELIANT INITIATIVES THROUGH JOINT ACTION [SRIJAN]

	Amount in ₹	
Notes to Audited Financial Statements	Year Ended March 31, 2023	Year Ended March 31, 2022
<b>NOTE 11: GRANTS AND CONTRIBUTIONS</b>		
<b>I INDIAN CONTRIBUTIONS:</b>		
<b>Corporates - CSR</b>		
HDFC Bank Limited	10,50,41,546	8,57,48,550
Bengal Finance and Investment Pvt. Ltd.- Swavalamban and NCNF	5,97,00,000	1,22,00,000
IndusInd Bank Ltd	3,43,25,946	2,54,40,402
LIC Housing Finance Limited	1,25,09,500	21,77,500
RBL Bank Limited	49,41,000	54,21,000
Subhamangal Credit capital Pvt. Ltd.- NCNF Project	45,25,000	25,00,000
Mahindra and Mahindra Limited	37,45,000	-
<b>Corporates - Non- CSR</b>		
Axis Bank Foundation - Sustainable Livelihoods	4,57,40,000	3,90,65,610
Hindustan Uniliver Foundation	1,82,31,228	-
Aditya Birla Capital Foundation	1,14,23,381	1,25,00,000
National Stock Exchange Foundation	1,09,06,006	59,91,489
Pernod Ricard India Charitable Foundation	66,32,510	1,31,32,508
ATE Chandra Foundation - NCNF Project	44,20,796	20,00,000
Royal Rajasthan Foundation	20,80,000	5,00,000
Reliance Foundation	15,40,000	-
Artma Foundation	1,60,000	-
Azim Premji Foundation (APU)	3,74,452	-
Azim Premji Philanthropic Initiatives PVL (APPI )	-	1,10,62,000
TSYS CARD TECH SERVICES INDIA LLP-IDR	-	20,00,000
SB Energy	-	15,00,000
<b>Development Institutions - Government</b>		
Bharat Rural Livelihoods Foundation (BRLF)- Mega Watershed Project	35,34,120	30,75,580
National Bank for Agriculture and Rural Development		
-Rajasthan - Jaipur	20,63,783	2,63,271
-Madhya Pradesh	10,35,640	3,81,022
SIDBI Swavalamban Foundation	10,00,000	-
<b>Government of Uttar Pradesh</b>		
CFP -Govt. of UP	13,85,114	23,25,000
<b>Government of Madhya Pradesh</b>		
CFT- MGNREGA -Govt. of MP	30,00,000	1,10,00,000
National Health Mission -Govt. of MP	-	35,50,495
Madhya Pradesh Tourism Board- Govt. of MP	2,00,000	-
<b>Other Philanthropic Institutions</b>		
Mr. Ashish Ramesh Chandra Kacholia- Swavlamban	40,00,000	1,73,00,000
Mr. Sunil Chawan- NCNF Project	-	10,00,010
Smt Bhagwani Devi Basudev Jhunjhunwala Trust	21,000	-
<b>Sub Total</b>	<b>34,25,36,022</b>	<b>26,01,34,437</b>
<b>Others</b>		
Mr. Ramesh Kacholia- Covid Relief		20,00,000
Donation for Buddha fellowship Program		11,27,997
Individual Contributions / Grants	49,117	3,56,534
<b>Sub Total [A]</b>	<b>34,25,85,139</b>	<b>26,36,18,968</b>
<b>Community Contribution</b>		
Community Contribution from farmers	-	2,38,210
<b>Sub Total [B]</b>	<b>-</b>	<b>2,38,210</b>
<b>Less: Grant Return</b>		
Bharat Rural Livelihoods Foundation (BRLF)- Mega Watershed Project	58,725	-
Aditya Birla Finance Limited (ABFL)	-	1,14,23,381
Madhya Pradesh Tourism Board- Govt. of MP	-	8,00,000
Integrated Water Management Planning : IWMP-12 Newai	-	77,609
National Bank for Agriculture and Rural Development- Wadi Project	-	25,919
Mohkhed Block	-	
Integrated Water Management Planning : IWMP-12 Pali	-	2,331
<b>Sub Total [C]</b>	<b>58,725</b>	<b>1,23,29,240</b>
<b>Sub Total I [A+B-C]</b>	<b>34,25,26,414</b>	<b>25,15,27,938</b>



Financial Statement for the year ended March 31, 2023

**SELF - RELIANT INITIATIVES THROUGH JOINT ACTION [SRIJAN]**

		Amount in ₹	
Notes to Audited Financial Statements	Year Ended March 31, 2023	Year Ended March 31, 2022	
<b>NOTE 11: GRANTS AND CONTRIBUTIONS</b>			
<b>II FOREIGN CONTRIBUTIONS :</b>			
<b>Development Institutions</b>			
<b>SRIJAN</b>			
Walmart Foundation	8,94,10,649	-	
Bill & Melinda Gates Foundation - Swayamshree Project	4,08,50,000	-	
GIZ - Agroecological driven Production Project	47,81,109	-	
IDH RPLC Project	46,28,166	-	
Laudes Foundation	17,48,955	2,00,22,010	
GIZ - Initiate Agroecological transformation with FPCs	13,82,396	-	
<b>Sub Total [A]</b>	<b>14,28,01,275</b>	<b>2,00,22,010</b>	
<b>BUDDHA FELLOWSHIP PROGRAM</b>			
Bill & Melinda Gates Foundation	3,28,08,000	4,47,48,000	
MacArthur Foundation, Chicago, USA	1,18,96,327	4,44,69,035	
Ford Foundation - BFP	1,18,54,261	74,73,509	
IN COVID SUPPORT FZE LLP	56,23,279	79,79,723	
Arpan Foundation, USA	85,88,940	37,23,750	
Give Foundation	-	1,70,45,883	
Omidyar Charitable Foundation	-	74,04,750	
Wadhvani Charitable Foundation Inc, California, USA	-	36,94,032	
Ketto Online Ventures Inc, Atlanta, GA, USA	-	15,44,871	
<b>Others</b>			
Indian Friends Association	10,00,000	21,00,000	
Shah Chetan Kumar	-	5,00,000	
Individual Contributions / Grants	23,693	6,066	
<b>Sub Total [B]</b>	<b>7,17,94,500</b>	<b>14,06,89,619</b>	
<b>Total [A+B]</b>	<b>21,45,95,775</b>	<b>16,07,11,629</b>	
<b>Less: Grant Return</b>			
Give Foundation	-	69,71,704	
<b>Sub Total [C]</b>	<b>-</b>	<b>69,71,704</b>	
<b>Total (A+B-C)</b>	<b>21,45,95,775</b>	<b>15,37,39,925</b>	
<b>Grand Total (I+II)</b>	<b>55,71,22,189</b>	<b>40,52,67,863</b>	





**SELF - RELIANT INITIATIVES THROUGH JOINT ACTION [SRIJAN]***(Amount in ₹)*

Notes to Audited Financial Statements	For the Year Ended March 31, 2023	For the Year Ended March 31, 2022
<b>NOTE 12: INCOME FROM INVESTMENTS AND BANK BALANCES</b>		
Interest earned on term deposits with Banks	91,55,907	40,47,534
Interest earned on savings bank balances	43,21,575	32,08,696
Interest earned on Corpus Fund	5,37,596	4,29,264
Gain/(loss) on redemption of Units of Mutual Funds	-	1,82,073
<b>Total</b>	<b>1,40,15,078</b>	<b>78,67,567</b>
<b>NOTE 13 : SUNDRY INCOME</b>		
Grant Written Back	8,56,161	31,97,993
Other receipts	7,26,836	16,49,780
<b>Total</b>	<b>15,82,997</b>	<b>48,47,773</b>
<b>NOTE 14: LIVELIHOOD PROMOTION ACTIVITIES</b>		
<b>A. Livelihoods Promotion Activities through SRIJAN</b>		
Direct Project Expenditure	15,08,14,332	17,88,79,762
Direct Project Expenditure- Buddha Fellowship Program	68,92,176	52,00,507
Training & Workshop Expenses	34,60,016	28,84,150
Training & Workshop Expenses-Buddha Fellowship Program	1,03,26,463	3,26,991
SHG (Formation and strengthening)	75,91,097	1,20,92,218
Salaries and Benefits to Village Resource Persons / FTE	2,44,26,507	1,50,21,540
Travel, Local Conveyances Charges	71,33,413	56,94,485
<b>Total</b>	<b>21,06,44,004</b>	<b>22,00,99,653</b>
<b>B. Grant to NGO Partners</b>		
-From Indian Contributions	6,75,79,658	2,80,54,502
<b>Total</b>	<b>6,75,79,658</b>	<b>2,80,54,502</b>
<b>C. Expenses Against Professional Income</b>		
Direct Expenditure of Professional Services	25,98,343	7,03,049
Rates, Taxes and Duties	-	19,58,022
Salaries	1,55,68,187	11,20,270
Travel and Overheads	16,58,540	1,07,800
<b>Total</b>	<b>1,98,25,070</b>	<b>38,89,141</b>
<b>NOTE 15: LIVELIHOOD PROGRAMME SUPPORT</b>		
Salaries and Benefits	5,26,80,087	6,15,32,559
Salaries and Benefits -Buddha Fellowship Program	97,45,437	71,48,966
Travel, Local Conveyances Charges	49,31,737	33,99,222
Travel, Local Conveyances Charges-Buddha Fellowship Program	23,66,856	5,97,015
<b>Total</b>	<b>6,97,24,117</b>	<b>7,26,77,762</b>
<b>NOTE 16: LIVELIHOOD CONSULTANCY &amp; RELATED EXPENSES</b>		
Consultancy Charges	46,56,186	56,27,856
Consultancy Charges-Buddha Fellowship Program	1,87,45,407	1,03,58,273
Travelling, Conveyance Charges	2,72,665	5,67,097
Travelling, Conveyance Charges-Buddha Fellowship Program	21,61,895	4,97,427
<b>Total</b>	<b>2,58,36,153</b>	<b>1,70,50,653</b>



Financial Statement for the year ended March 31, 2023

# SELF - RELIANT INITIATIVES THROUGH JOINT ACTION [SRIJAN]

(Amount in ₹)

## Notes to Audited Financial Statements

For the Year Ended  
March 31, 2023

For the Year Ended  
March 31, 2022

### NOTE 17: LIVELIHOODS SUPPORT COST

#### Employee Cost (Admin Staff):

Employees Salaries	96,25,652	99,20,003
Employees Salaries -Buddha Fellowship Program	13,38,746	7,74,051
Recruitment and Selection Expenses	9,80,801	1,00,300
Staff Insurance	5,86,387	14,92,051

#### Other Administration expenses:

Rent, Water and Electricity	25,42,817	23,79,962
Rent, Water and Electricity -Buddha Fellowship Program	5,49,006	3,74,590
Printing & Stationery, Books	10,82,260	8,20,868
Printing & Stationery, Books -Buddha Fellowship Program	1,61,132	7,90,968
Postage, Telegram and Telephone	3,17,542	3,56,624
Postage, Telegram and Telephone -Buddha Fellowship Program	-	6,558
Travel & conveyances charges	10,09,648	9,76,183
Auditors Remuneration (including travelling)	4,75,191	11,10,658
Auditors Remuneration (including travelling)-Buddha Fellowship Program	1,29,261	1,36,421
Rates, Taxes and Duties	2,16,071	79,113
Office Repairs and Maintenance	9,54,489	8,38,736
Office Repairs and Maintenance -Buddha Fellowship Program	28,583	6,500
Maintenance of Equipment	1,49,504	1,39,612
Maintenance of Equipment -Buddha Fellowship Program	83,810	30,246
Staff Welfare	2,55,494	20,197
Staff Welfare -Buddha Fellowship Program	25,971	2,106
Bank Charges	68,979	92,500
Bank Charges -Buddha Fellowship Program	43,075	3,051
Miscellaneous Expenses	1,36,554	44,130
Miscellaneous Expenses -Buddha Fellowship Program	11,660	-

Total

2,07,72,632

2,04,95,854

### NOTE 17 (A): ADMINISTRATION COST

Program Input Cost (Material/Non Material)	60,895	4,88,364
Other Program Expenditure	2,01,220	-
Consultancy Service Charges & Travel	5,15,358	39,461
Honorarium, Stipend and Salaries (Program)	21,73,973	5,76,086
Travel & Local Conveyance (Program)	48,835	81,632
Salary (Admin)	75,093	9,556
Travel & Local Conveyance (Admin)	12,043	53,450
Statutory Expenses	16,952	14,059
Books, Audio Visuals & Software	-	15,604
Printing & Stationery	-	4,710
Communication Expenses	87	666
Rent, Water, Electricity & Maintenance	31,643	59,333
Sundry Expenses	2,15,510	1,28,648

Total


33,51,609

14,71,569



Financial Statement for the year ended March 31, 2023





---

# **SELF RELIANT INITIATIVES THROUGH JOINT ACTION (SRIJAN)**

---

4,Community Shopping Centre First Floor, Anupam Apartment ,M.B. Road,  
Saidullajab, New Delhi -110068



**AUDITED FINANCIAL STATEMENT  
(FOREIGN FUNDS)FOR THE YEAR ENDED  
MARCH 31, 2023**

THAKUR, VAIDYANTH AIYAR & CO.,  
Chartered Accountants,  
221-223, Deen Dayal Upadhyay Marg, New Delhi  
-11002 Ph:91-23236958-60, 23237772 ,Fax:91-11-23230831  
E-mail : tvande@rediffmail.com , tvandeca@gamil.co,

# SELF - RELIANT INITIATIVES THROUGH JOINT ACTION [SRIJAN]

## Balance Sheet as at 31st March 2023

			Amount in ₹	
(Foreign Fund)			As at 31st March, 2023	As at 31st March, 2022
Particulars	Note			
<b>SOURCES OF FUNDS</b>				
CORPUS FUND	1		16,79,557	12,36,166
<b>OTHER FUNDS AND RESERVES</b>				
Capital Assets Fund	2	22,92,221		13,36,825
Restricted Project Funds	3(a)	26,64,14,918		11,45,54,355
Un-Restricted Funds	3(b)	4,02,62,245		3,68,05,651
Specific Reserves	3(c)	7,42,360	30,97,11,745	7,42,360
Professional Receipts	3(d)	-	-	-
<b>Total</b>			<b>31,13,91,302</b>	<b>15,46,75,357</b>
<b>APPLICATION OF FUNDS</b>				
<b>FIXED ASSETS - Funded by Donor's</b>	4			
Assets under possession of SRIJAN		11,16,591		11,33,773
Assets in possession of Community, accounted for by SRIJAN		11,75,630	22,92,221	2,03,051
<b>FIXED ASSETS - Funded by Donor's</b>			82,494	-
<b>INVESTMENTS</b>	5		-	-
<b>CURRENT ASSETS (A)</b>				
Cash and Bank Balances	6	30,38,62,133		14,78,81,640
Loans and Advances	7	56,120		39,618
Other Current Assets	8	66,79,929		59,12,155
Grant amount receivable	3 (a)	-		14,61,925
		31,05,98,182		15,52,95,338
<b>CURRENT LIABILITIES AND PROVISIONS (B)</b>				
Current Liabilities	9	14,63,288		15,49,703
Provisions	10	1,18,308		4,07,102
		15,81,596		19,56,805
<b>NET CURRENT ASSETS (A-B)</b>			30,90,16,587	15,33,38,533
<b>Total</b>			<b>31,13,91,302</b>	<b>15,46,75,357</b>
Significant Accounting Policies & Notes on Accounts	21			

The accompanying notes to accounts referred to above form an integral part of these financial statements.

As per our report of even date attached

for and on behalf of Board of Trustees of  
Self-Reliant Initiatives through Joint Action (SRIJAN)

**For Thakur, Vaidyanath Aiyar & Co.**

Chartered Accountants

FR No. 000038N

(K.N. Gupta)

Partner

M. No: 009169

Place: New Delhi

Date: 01-07-2023



(Prasanna Khemariya)  
Chief Executive Officer



(C. Babu Joseph)  
Chairperson

Financial Statement for the year ended March 31, 2023



**SELF - RELIANT INITIATIVES THROUGH JOINT ACTION [SRIJAN]****Statement of Income and Expenditure For the Year Ended 31st March, 2023**

(Foreign Fund)		Amount in ₹	
Particulars	Note	For the Year Ended March 31, 2023	For the Year Ended March 31, 2022
<b>REVENUE</b>			
Grants and Contributions	11	21,45,72,082	-
Less: Grant Return		-	21,45,72,082
Donations		23,693	6,066
Interest Income -			
On Restricted Grant Fund	12	73,49,902	25,71,655
On own Fund	12	35,52,872	1,09,02,774
Grant Written Back		2,655	21
Recovery of Overheads Costs from projects	3A	6,61,322	-
Other Income	13	1,05,000	2,52,115
<b>Total</b>		<b>22,62,67,525</b>	<b>15,89,42,269</b>
<b>EXPENDITURE</b>			
Livelihood Promotion Activities	14. A	2,22,15,587	3,25,41,390
Livelihood Programme Support	15	1,70,38,637	1,54,69,328
Livelihood Consultancy and related expenses	16	2,25,53,366	1,24,73,109
Livelihoods Support Cost	17	43,73,777	48,68,222
Purchase of Fixed Assets from Donor's Fund	4	17,55,341	9,80,385
Overhead Recovery Cost charge to project		6,61,322	-
Administration Cost		4,57,524	2,41,593
Depreciation on Fixed Assets from Own Fund	4	66,026	-
Bad debts Written off	17.B	69,337	3,63,776
Irrecoverable Grant Balances Written Off	17.B	1,189	-
Capital Assets Fund			2,73,747
<b>Total</b>		<b>6,91,92,106</b>	<b>6,72,11,550</b>
<b>EXCESS OF INCOME OVER EXPENDITURE FOR THE YEAR</b>		<b>15,70,75,420</b>	<b>9,17,30,719</b>
<b>Total</b>		<b>22,62,67,525</b>	<b>15,89,42,269</b>
<b>APPROPRIATIONS</b>			
Balance Brought Down			
Excess of Income Over Expenditure for the year		15,70,75,420	9,17,30,719
Transferred to / from :			
Restricted Fund		15,33,22,489	9,01,21,530
Un-Restricted Fund		33,09,540	18,82,931
Corpus Fund		4,43,391	
Funding Agencies Wise Receipt & Payment	18		
Restricted Fund Balances	19		
Natural Head Wise Income & Expenditure A/c	20		

The accompanying notes to accounts referred to above form an integral part of these financial statements.

for and on behalf of Board of Trustees of

Self- Reliant Initiatives through Joint Action (SRIJAN)

As per our report of even date attached

**For Thakur Vaidyanath Aiyar & Co.**

Chartered Accountants

FR No. 000038N

(K.N. Gupta)

Partner

M. No: 009169

Place: New Delhi

Date: 01-07-2023



(Prasanna Khemariya)

Chief Executive Officer

(C. Babu Joseph)

Chairperson



Financial Statement for the year ended March 31, 2023

**SELF - RELIANT INITIATIVES THROUGH JOINT ACTION [SRIJAN]****Statement of Receipts and Payments for the Year Ended 31st March, 2023**

(Foreign Fund)		Amount in ₹	
RECEIPTS AND PAYMENTS ACCOUNT (Cash Basis)		For the Year Ended March 31, 2023	For the Year Ended March 31, 2022
<b>Opening Balances :</b>			
Cash and Bank Balances			1,08,42,335
Cash and Bank Balances	1,36,44,468		-
Cheque in Transit	-		-
Fixed Deposits and Investments	13,19,85,173		4,42,92,648
	<u>14,56,29,641</u>	<b>14,56,29,641</b>	
<b>Receipts:</b>			
Grant and Contribution	21,45,95,775		15,37,39,925
Income on Investments and Bank balances	78,30,051		26,44,567
Other Income	<u>1,05,000</u>	<b>22,25,30,826</b>	2,52,115
<b>Total</b>		<b>36,81,60,467</b>	<b>21,17,71,590</b>
<b>Payments:</b>			
Direct Project Expenditure			
Programme Expenditure	95,16,494		2,72,70,628
Training and Workshop	97,36,576		4,31,019
SHG (Formation, Training and Mobilisation)	<u>3,36,845</u>	<b>1,95,89,915</b>	17,33,645
			<b>2,94,35,292</b>
Grant to other NGO Partners		-	-
Payment to and Provision for Employees			
Program Execution Staff	1,64,23,672		1,63,70,751
Admin Staff	16,42,218		16,79,766
Staff Insurance	2,32,305		-
Recruitment and Selection Expenses	<u>14,83,824</u>	<b>1,97,82,019</b>	-
		<b>2,03,43,645</b>	<b>1,80,50,517</b>
Training / Consulting Charges		<b>2,03,43,645</b>	<b>1,18,94,140</b>
Travel & Conveyances		<b>58,22,434</b>	<b>28,97,689</b>
Other Operating Expenses			
Rent, Water and Electricity	6,78,832		8,46,266
Printing & Stationery, Books	1,82,774		8,56,519
Postage, Telegram and Telephone	47,826		89,061
Auditors Remuneration (including travelling)	1,04,000		3,13,193
Rates, Taxes and Duties	13,544		-
Office Repairs and Maintenance	55,965		75,212
Maintenance of Equipment	91,364		53,335
Staff Welfare	1,21,945		2,08,456
Bank Charges	97,438		77,556
Miscellaneous Expenditure	<u>85,227</u>	<b>14,78,915</b>	<b>3,64,328</b>
			<b>28,83,926</b>
<b>Non Recurring</b>			
Purchase of Fixed Assets		<b>17,55,341</b>	<b>9,80,385</b>
(Net of Transfer to Inter Branch)			
<b>Closing Balances:</b>			
Cash and Bank Balances			
Cash and Bank Balances	10,72,73,821		1,36,44,468
Cheque in Transit	-		-
Fixed Deposits and Investments	<u>19,21,14,376</u>		13,19,85,173
	<b>29,93,88,197</b>	<b>29,93,88,197</b>	
<b>Total</b>		<b>36,81,60,467</b>	<b>21,17,71,590</b>

As per our report of even date attached  
**For Thakur, Vaidyanath Aiyar & Co.**  
Chartered Accountants  
FR No. 000038N

(K.N. Gupta)  
Partner  
M. No: 009169  
Place: New Delhi  
Date: 01-07-2023



(Prasanna Khemariya)  
Chief Executive Officer



for and on behalf of Board of Trustees of  
Self- Reliant Initiatives through Joint Action (SRIJAN)

(C. Babu Joseph)  
Chairperson

Financial Statement for the year ended March 31, 2023



# SELF - RELIANT INITIATIVES THROUGH JOINT ACTION [SRIJAN]

(Foreign Fund)

Amount in ₹

## Notes to Audited Financial Statements

For the Year Ended  
March 31, 2023

For the Year Ended March  
31, 2022

### NOTE 1: CORPUS FUND

Opening Balance	12,36,166	12,36,166
Addition during the year	-	-
Addition Interest Income during the year	4,43,391	-
<b>Total</b>	<b>16,79,557</b>	<b>12,36,166</b>

### NOTE 2: CAPITAL ASSETS FUND

Opening Balance (a)	13,36,825	16,10,567
Additions in Gross Block during the year	17,55,341	9,80,385
Deletions (gross) during the year	(35,920)	(20,03,883)
Previous year Adjustment- Asset out of own fund	(1,48,520)	-
Previous year Adjustment- depreciation	29,704	-
Depreciation on assets under possession of SRIJAN (Refer Note "4")	(6,74,490)	(5,49,431)
Depreciation on sale of fixed assets reversed	29,282	12,99,187
Transferred to Statement of Income and Expenditure (b)	9,55,396	(2,73,742)
<b>Total [a+b]</b>	<b>22,92,221</b>	<b>13,36,825</b>

### NOTE 3: OTHER FUNDS & RESERVES

#### (a) Un- Restricted Funds

##### Accumulation of Suplus U/s 11(1)

Opening Balance	3,68,05,651	3,49,22,741
Transferred from/(to) Statement of Income and Expenditure	33,09,540	18,82,931
Unspent Grant balances Written off (net)	(1,466)	(21)
Transferred from Capital Assets Fund	1,48,520	-
<b>Total</b>	<b>4,02,62,245</b>	<b>3,68,05,651</b>

#### (b) Specific Reserves

Opening Balance	7,42,360	7,42,360
Transferred from Statement of Income and Expenditure	-	-
<b>Total</b>	<b>7,42,360</b>	<b>7,42,360</b>



Financial Statement for the year ended March 31, 2023

Notes to Audited Financial Statements:

Note 3A: Restricted Grants- Opening balance, Receipts and expenditure during the year& closing balance as on March 31, 2023

(Foreign Fund)

FUNDING AGENCIES	OPENING BALANCE Unspent balance /( Recoverable)	RECEIPTS DURING THE		Total	PAYMENTS DURING THE YEAR				Closing BALANCE Unspent balance /( Recoverable)	Grant Written off/ (Written Back)	Net Closing BALANCE Unspent balance /( Recoverable)
		For the Year Ended March 31, 2022	Interest Income		Recurring Expenditure	Capital Expenditure	Cost of Services to Agencies (Per Contra)	Total			
	1	2	3	4=1 to 3	5	6	7	8= 5 To 7	9= 4-8	10	11=9-10
<b>FOREIGN AGENCIES (B)</b>											
Arpan Foundation	72,42,130	85,88,940	3,31,185	1,61,62,255	71,69,150	-		71,69,150	89,93,105		89,93,105
Bill & Milinda Gates foundation- RCRC Research	1,23,18,344	-	6,83,999	1,30,02,343	52,60,547	-		52,60,547	77,41,796		77,41,796
Bill & Milinda Gates foundation- Capacity Building	2,92,79,155	-	18,93,059	3,11,72,214	40,92,703	19,800		41,12,503	2,70,59,711		2,70,59,711
IN COVID SUPPORT FZE LLP	-	56,23,279	34,012	56,57,291	56,43,544	11,092		56,54,636	2,655	(2,655)	(0)
Ford Foundation- BFP	54,54,013	1,18,54,261	3,63,882	1,76,72,156	82,21,332	-		82,21,332	94,50,824		94,50,824
Give Foundation -Global Infrastructure Management	71,89,873	-	4,16,149	76,06,022	18,58,990			18,58,990	57,47,032		57,47,032
India Freinds Association (IFA)	10,48,819	10,00,000	-	20,48,819	10,00,000	-		10,00,000	10,48,819		10,48,819
Ketto Online Ventures Inc, Atlanta, GA, USA	12,23,442	-	59,118	12,82,560	3,62,629	-		3,62,629	9,19,931		9,19,931
Laudes Foundation- Organic Cotton Project##	(14,61,925)	25,08,335	3,825	10,50,235	10,36,924	14,500		10,51,424	(1,189)	1,189	0
World Wide fund for nature India- Organic Cotton ##	7,59,380	(7,59,380)	-	-	-	-		-	-		-
Laudes Foundation - COVID Emergency Fund RCRC	28,39,178	-	-	28,39,178	27,72,764	-	1,16,414	28,89,178	-		-
MacArthur Foundationm, Chicago, USA	4,21,79,373	1,18,96,327	23,73,625	5,64,49,325	1,50,74,651	13,71,349		1,64,46,000	4,00,03,324		4,00,03,324
Omidiyar Fund	12,18,603	-	12,804	12,31,407	12,31,407	-		12,31,407	0		0
Wadhwani Charitable Foundation Inc, California, USA	35,78,710	-	2,40,915	38,19,625	7,12,656	-		7,12,656	31,06,969		31,06,969
Walmart Foundation-FPO Support Program	-	8,94,10,649	4,63,593	8,98,74,242	54,11,126	32,000	4,49,641	58,92,767	8,39,81,475		8,39,81,475
Shah Chetan Kumar	1,73,335	-	-	1,73,335	1,64,675	-		1,64,675	8,660		8,660
Bill & Milinda Gates foundation- Swayamshree Project	-	4,08,50,000	1,66,438	4,10,16,438	9,30,960	3,06,600	82,690	13,20,250	3,96,96,188		3,96,96,188
GIZ- Agro Ecological Demonstration	-	47,81,109	3,014	47,84,123	4,55,770	-	12,577	4,68,347	43,15,776		43,15,776
GIZ - Ukrain War Emergency Fund	-	13,82,396	10,442	13,92,838	3,16,567	-		3,16,567	10,76,271		10,76,271
IDH- RPLC Project	-	46,28,166	5,952	46,34,118	5,41,264	-		5,41,264	40,92,854		40,92,854
Bill & Milinda Gates Foundation - SHG Members Collaboration	-	3,28,08,000	2,87,890	3,30,95,890	39,23,708	-		39,23,708	2,91,72,182		2,91,72,182
<b>TOTAL</b>	<b>11,30,92,429</b>	<b>21,45,72,082</b>	<b>73,49,902</b>	<b>33,50,14,413</b>	<b>6,61,81,366</b>	<b>17,55,341</b>	<b>6,61,322</b>	<b>6,85,98,029</b>	<b>26,64,16,384</b>	<b>-1,466</b>	<b>26,64,14,918</b>
Underspent balances	11,45,54,354										
Amount Recoverable	-14,61,925										
Previous year	2,47,37,401	15,37,33,859	25,71,655	18,10,42,915	6,53,52,099	8,31,865	-	6,61,83,964	11,48,58,951	-21	11,48,58,972

# Net of Grant Refund of Rs. NIL (Previous year Rs. 69,71,704 )

## Unspent fund of WWF -Cotton Project of Rs. 7,59,380 transfer to grant receipt of Laudes Foundation for the same project

Unspent balances (Net ) as on 31st March 2023	26,64,14,918
Unspent balances (Net ) as on 31st March 2022	11,30,92,429
Transfer from Statement of Income & Expenditure Appropriation Account	15,33,22,489

Unspent balances (Net ) as on 31st March 2022	11,30,92,429
Unspent balances (Net ) as on 31st March 2021	2,29,70,899
Transfer from Statement of Income & Expenditure Appropriation Account	9,01,21,530





# SELF - RELIANT INITIATIVES THROUGH JOINT ACTION [SRIJAN]

Notes to Audited Financial Statements for the Year Ended March 31, 2023

NOTE 4: FIXED ASSETS - "Purchases made from Donor's Fund"

(Foreign Fund)

(Amount in ₹)

S. N.	Name of Assets	GROSS BLOCK					DEPRECIATION				NET BLOCK	
		As on April 01, 2022	Additions during the year	Sale / Transfer	Previous Year Adjustment	As on March 31, 2023	As on April 01, 2022	During the Year	Sale / Transfer	Previous Year Adjustment	As on March 31, 2023	As on March 31, 2022
(A) Assets under possession of SRIJAN												
Tangible Assets												
I	Land	-	-	-	-	-	-	-	-	-	-	-
II	Furniture and Fixtures	3,40,224	54,000	1,520	-	3,92,704	28,013	570	-	1,39,564	2,53,139	2,28,103
III	Office Equipment	9,04,234	1,08,538	34,400	56,020	9,92,352	1,42,666	28,713	11,204	7,01,377	2,20,975	3,05,606
IV	Professional Equipment	2,28,650	-	-	-	2,28,650	30,210	-	-	1,91,625	37,025	67,235
V	Computers & Laptops	10,14,270	4,12,692	-	92,500	13,34,462	2,66,069	-	18,500	7,29,010	6,05,452	5,32,829
	Total (A)	24,87,378	5,75,230	35,920	1,48,520	28,78,168	4,66,958	29,283	29,704	17,61,576	11,16,591	11,33,773
(B) Assets in Possession of Community, accounted for by SRIJAN												
I	Land	-	-	-	-	-	-	-	-	-	-	-
II	Plant & Machinery	3,37,758	11,80,111	-	-	15,17,869	2,04,397	-	-	4,08,860	11,09,009	1,33,295
III	Buildings	-	-	-	-	-	-	-	-	-	-	-
IV	Electronic Equipments	1,95,160	-	-	-	1,95,160	1,359	-	-	1,93,120	2,040	3,399
V	Other Equipments	2,40,795	-	-	-	2,40,795	86	-	-	1,91,419	49,376	49,462
III	Furniture & Fixtures	39,250	-	-	-	39,250	22,355	1,690	-	24,045	15,205	16,895
	Total (B)	8,12,963	11,80,111	-	-	19,93,074	6,09,912	2,07,532	-	8,17,444	11,75,630	2,03,051
	Total (A+B)	33,00,341	17,55,341	35,920	1,48,520	48,71,242	19,63,517	6,74,490	29,704	25,79,020	22,92,221	13,36,824
	Previous Year	43,23,839	9,80,385	20,03,883	-	33,00,341	5,49,431	12,99,187	-	19,63,517	13,36,824	16,10,567

## 4.(A) Fixed Assets Purchased made from SRIJAN Own Fund

S. N.	Name of Assets	GROSS BLOCK				DEPRECIATION				NET BLOCK	
		As on April 01, 2022	Additions during the year	Sale / Transfer	Transfer from previous Year *	As on March 31, 2023	During the Year	Sale / Transfer	Transfer from Previous Year *	As on March 31, 2023	As on March 31, 2022
Tangible Assets											
I	Office Equipment	-	-	-	56,020	56,020	6,722	-	11,204	17,926	-
II	Computers & Laptops	-	-	-	92,500	92,500	29,600	-	18,500	48,100	-



# SELF - RELIANT INITIATIVES THROUGH JOINT ACTION [SRIJAN]

(Foreign Fund)	Amount in ₹	
Notes to Audited Financial Statements	For the Year Ended March 31, 2023	For the Year Ended March 31, 2022
<b>NOTE 5 : INVESTMENTS</b>	-	-
<b>NOTE 6: CASH AND BANK BALANCES</b>		
A. Cash in Hand	-	-
B. Bank Balances		
In Current Accounts	5,36,093	-
In Savings Accounts	10,67,37,728	1,36,44,468
<b>Total (A)</b>	<b>10,72,73,821</b>	<b>1,36,44,468</b>
C. Investments in Fixed deposits with Commercial banks and institutions Against:-		
Corpus Fund (Refer Note to Accounts "2")	12,36,166	12,36,166
Other Funds (Fixed deposits)	19,08,78,210	13,07,49,007
Interest accrued but not due	44,73,936	22,51,999
<b>Total (B)</b>	<b>19,65,88,312</b>	<b>13,42,37,172</b>
<b>Total (A+B)</b>	<b>30,38,62,133</b>	<b>14,78,81,640</b>
<b>NOTE 7: LOANS AND ADVANCES (Un-secured, Considered good)</b>		
Rent and Telephone Advance	4,428	4,428
Employees Advances:		
Travel / Work	20,217	18,257
Travel / Work Advance to others	5,363	6,059
Salaries and Fees / Stipend	26,112	10,874
<b>Total</b>	<b>56,120</b>	<b>39,618</b>
<b>NOTE 8: OTHER CURRENT ASSETS (Un-secured, Considered good)</b>		
Amount Receivables from vendors	64,767	1,47,779
Other Dues	50,67,864	50,67,864
Income Tax Recoverable	15,46,449	6,95,663
Deposits- Rent, Telephone and Electricity	849	849
<b>Total</b>	<b>66,79,929</b>	<b>59,12,155</b>
<b>NOTE 9: CURRENT LIABILITIES</b>		
Statutory Dues:		
Provident Fund Payable	1,72,335	96,260
Tax Deducted at Sources Payable	11,754	51,059
Professional Tax Payable	250	-
Liabilities for:		
Fees, Stipend and Honorarium	1,28,710	4,72,925
Salaries	15,741	111
Rent and Electricity	6,124	6,624
Other payables	2,02,161	1,11,041
Sundry Creditors	1,94,543	3,16,209
Staff Welfare Fund:		
Gratuity to employees	4,77,361	2,54,166
Staff benefit funds	2,54,308	2,41,308
<b>Total</b>	<b>14,63,288</b>	<b>15,49,703</b>
<b>NOTE 10: PROVISIONS</b>		
Provision for Auditor's remuneration (Net of TDS)	1,18,308	-
Provision for other expenditures	-	4,07,102
<b>Total</b>	<b>1,18,308</b>	<b>4,07,102</b>



Financial Statement for the year ended March 31, 2023



# SELF - RELIANT INITIATIVES THROUGH JOINT ACTION [SRIJAN]

(Foreign Fund)		Amount in ₹	
Notes to Audited Financial Statements		For the Year Ended March 31, 2023	For the Year Ended March 31, 2022
<b>NOTE 11: GRANTS AND CONTRIBUTIONS</b>			
<b>II FOREIGN CONTRIBUTIONS :</b>			
<b>Development Institutions</b>			
Bill & Milinda Gates Foundation	3,28,08,000	4,47,48,000	
Bill & Milinda Gates Foundation - Swayamshree Project	4,08,50,000	-	
MacArthur Foundationm, Chicago, USA	1,18,96,327	4,44,69,035	
Laudes Foundation	17,48,955	2,00,22,010	
Give Foundation	-	1,70,45,883	
IN COVID SUPPORT FZE LLP	56,23,279	79,79,723	
Ford Foundation - BFP	1,18,54,261	74,73,509	
Omidiyar Charitable Foundation	-	74,04,750	
Arpan Foundation, USA	85,88,940	37,23,750	
Wadhvani Charitable Foundation Inc, California, USA	-	36,94,032	
Ketto Online Ventures Inc, Atlanta, GA, USA	-	15,44,871	
Walmart Foundation	8,94,10,649	-	
GIZ - Initiate Agroecological transformation with FPCs	13,82,396	-	
GIZ - Agroecological driven Production Project	47,81,109	-	
IDH RPLC Project	46,28,166	-	
<b>Others</b>			
Indian Friends Association	10,00,000	21,00,000	
Shah Chetan Kumar		5,00,000	
<b>Sub Total</b>	<b>21,45,72,082</b>	<b>16,07,05,563</b>	
Individual Contributions / Grants	23,693	6,066	
<b>Sub Total [A]</b>	<b>21,45,95,775</b>	<b>16,07,11,629</b>	
<b>Less: Grant Return</b>			
Give Foundation	-	69,71,704	
<b>Sub Total [B]</b>	<b>-</b>	<b>69,71,704</b>	
<b>Total (A-B)</b>	<b>21,45,95,775</b>	<b>15,37,39,925</b>	
<b>Grand Total (I+II)</b>	<b>21,45,95,775</b>	<b>15,37,39,925</b>	



**SELF - RELIANT INITIATIVES THROUGH JOINT ACTION [SRIJAN]**

(Foreign Fund)

(Amount in ₹)

**Notes to Audited Financial Statements****For the Year Ended  
March 31, 2023****For the Year Ended  
March 31, 2022****NOTE 12: INCOME FROM INVESTMENTS AND BANK BALANCES**

Interest earned on term deposits with Banks	81,22,822	33,93,409
Interest earned on savings bank balances	23,36,561	14,26,394
Interest earned on Corpus Fund	4,43,391	-
Gain/(loss) on redemption of Units of Mutual Funds	-	1,30,405
<b>Total</b>	<b>1,09,02,774</b>	<b>49,50,208</b>

**NOTE 13 : SUNDRY INCOME**

Grant Written Back	2,655	21
Other receipts	1,05,000	2,52,115
<b>Total</b>	<b>1,07,655</b>	<b>2,52,136</b>

**NOTE 14: LIVELIHOOD PROMOTION ACTIVITIES****A. Livelihoods Promotion Activities through SRIJAN**

Direct Project Expenditure	26,24,145	2,49,54,224
Direct Project Expenditure- Buddha Fellowship Program	68,92,176	26,47,710
Training & Workshop Expenses	5,10,388	1,04,028
Training & Workshop Expenses-Buddha Fellowship Program	88,66,853	3,26,991
SHG (Formation and strengthening)	3,86,845	17,33,645
Salaries and Benefits to Village Resource Persons / FTE	23,92,283	17,98,193
Travel, Local Conveyances Charges	5,42,897	9,76,599
<b>Total (A)</b>	<b>2,22,15,587</b>	<b>3,25,41,390</b>

**NOTE 15: LIVELIHOOD PROGRAMME SUPPORT**

Salaries and Benefits	45,41,058	80,04,368
Salaries and Benefits -Buddha Fellowship Program	97,45,437	61,90,917
Travel, Local Conveyances Charges	3,85,285	7,04,847
Travel, Local Conveyances Charges-Buddha Fellowship Program	23,66,856	5,69,196
<b>Total</b>	<b>1,70,38,637</b>	<b>1,54,69,328</b>

**NOTE 16: LIVELIHOOD CONSULTANCY & RELATED EXPENSES**

Consultancy Charges	14,83,994	17,57,327
Consultancy Charges-Buddha Fellowship Program	1,88,74,668	1,02,00,273
Travelling, Conveyance Charges	32,809	22,613
Travelling, Conveyance Charges-Buddha Fellowship Program	21,61,895	4,92,896
<b>Total</b>	<b>2,25,53,367</b>	<b>1,24,73,109</b>



Financial Statement for the year ended March 31, 2023



# SELF - RELIANT INITIATIVES THROUGH JOINT ACTION [SRIJAN]

(Foreign Fund)

(Amount in ₹)

## Notes to Audited Financial Statements

For the Year Ended  
March 31, 2023

For the Year Ended  
March 31, 2022

### NOTE 17: LIVELIHOODS SUPPORT COST

#### Employee Cost (Admin Staff):

Employees Salaries	3,03,472	9,69,752
Employees Salaries -Buddha Fellowship Program	13,38,746	6,88,780
Recruitment and Selection Expenses	4,81,738	-
Recruitment and Selection Expenses -Buddha Fellowship Program	3,44,562	-
Staff Insurance	2,32,305	5,92,372

#### Other Administration expenses:

Rent, Water and Electricity	3,29,326	5,14,167
Rent, Water and Electricity -Buddha Fellowship Program	5,49,006	2,32,275
Printing & Stationery, Books	21,642	86,161
Printing & Stationery, Books -Buddha Fellowship Program	1,61,132	6,62,108
Postage, Telegram and Telephone	47,826	82,503
Postage, Telegram and Telephone -Buddha Fellowship Program	-	6,558
Travel & conveyances charges	63,875	1,19,317
Travel & conveyances charges -Buddha Fellowship Program	-	170
Auditors Remuneration (including travelling)	1,04,000	3,62,530
Auditors Remuneration (including travelling)-Buddha Fellowship Program	-	1,36,421
Rates, Taxes and Duties	13,544	-
Office Repairs and Maintenance	27,382	68,712
Office Repairs and Maintenance -Buddha Fellowship Program	28,583	6,500
Maintenance of Equipment	7,553	23,089
Maintenance of Equipment -Buddha Fellowship Program	83,811	30,246
Staff Welfare	95,974	2,06,350
Staff Welfare -Buddha Fellowship Program	25,971	2,106
Bank Charges	54,363	74,600
Bank Charges -Buddha Fellowship Program	43,075	2,957
Miscellaneous Expenses	4,230	542
Miscellaneous Expenses -Buddha Fellowship Program	11,660	6

#### Total

43,73,777

48,68,222

### NOTE 17 (A): ADMINISTRATION COST

Program input cost material/non material	50,891	1,08,250
Other program expenditure	2,01,220	-
Consultancy, service charges and travel	32,809	10,091
Travel and local conveyance (Program)	43,371	-
Salary (Admin)	-	6,071
Statutory expenses	7,883	5,072
Rent, water, electricity and maintenance	5,403	1,618
Sundry expenses	1,15,947	1,10,491

#### Total

4,57,524

2,41,593



Financial Statement for the year ended March 31, 2023

# **SELF RELIANT INITIATIVES THROUGH JOINT ACTION [SRIJAN]**

## **Notes to Audited Financial Statements for the Year Ended March 31, 2023**

### **Note 18: Significant Accounting Policies and Notes to Accounts**

#### **A. SIGNIFICANT ACCOUNTING POLICIES:**

##### **1) Background**

- a. SRIJAN is registered as a Public Charitable Trust with sub-registrar, Delhi. It is also registered u/s 12A and notified under section 80G of the Income Tax Act, 1961 bearing Registration No. DIT (E) S-2600/2000/282 DT. 11.08.2000. Provisional approval is granted for 12A and 80G. Vide order dated 22/09/2021 for the Assessment Years 2022-23 to AY 2026-27 with Provisional registration number AABTS7533HE20165 and AABTS7533HF20080 respectively.
- b. The Trust is registered with FCRA authorities to receive foreign contribution for carrying its objects / activities since 9<sup>th</sup> September 2002. Renewal of registration No. 231660276 under FCRA has been done vide their letter dated 05<sup>th</sup> January 2022 which is valid for a period of five years till 31<sup>st</sup> March 2027.

##### **2) Basis of preparation of financial statements:**

- a. The financial statements have been prepared under the historical cost convention and on accrual basis except stated otherwise. The financial statements have been prepared to comply with the accounting standards, to the extent applicable, issued by the Institute of Chartered Accountants of India [ICAI]. The accounting policies applied by the Trust are consistent with those used in the previous year.

##### **3) Use of estimates:**

- a. The preparation of financial statements is in conformity with the generally accepted accounting principles requires management to make estimates and assumptions that affect the reported amounts of assets and liabilities and disclosure of contingent liabilities at the date of the financial statements and the results of operations during the reporting period / year. Although these estimates are based upon management's best knowledge of current events and actions, actual results could differ from these estimates.

##### **4) Revenue / Expenditure Recognition:**

- a. The main income of the Trust is from Grants and Contributions from government agencies, corporates and various development institutions and individuals from Indian as well foreign agencies. All grants and contributions are recognized on receipt basis except corpus donations directly credited to Corpus Fund, but expenditure and liabilities are recognized on accrual basis. In the case of a programme undertaken with the support of some government and other agencies, though the funds received are in the nature of the program execution expenses under a contract, the same is reported as grant in view of the restriction on the expenditure and its nature as reimbursement of expenses.





## **SELF RELIANT INITIATIVES THROUGH JOINT ACTION [SRIJAN]**

- b. Interest income is recognized on a time proportion basis, taking into account the amount invested in bank deposit and the interest rate applicable. Interest income is included under the head "Other income" in the statement of income and expenditure.
- c. Interest income on fixed deposits earmarked to corpus fund is credited to corpus fund.
- d. Interest earned on the restricted project grants have been allocated as per terms & conditions of MOUs with the respective funding agencies.
- e. Dividend income from mutual funds is accrued when the right to receive payment is established by the balance sheet date, either by redemption or maturity, in the case of cumulative schemes.

### **5) Format of accounts:**

- a. Statement of Income and Expenditure has been classified based on the cost of various activities undertaken by the Trust, while natural expenses / income head wise statement of Income and Expenditure is prepared as a part of financial statements.

### **6) Classification of expenditures:**

Various activities undertaken by the Trust, expenses incurred directly thereon for rendering of services to the poor rural communities, have been treated as under:

- a. **Livelihood Promotion Activities** – these includes expenses related to community-based institutions created/promoted by the Trust, for providing informal training and exposure of beneficiaries / communities, capital assets created for communities, material purchased and handed over to communities, salaries and other cost related to contracted staff and Societies staff working directly with the communities on deputation.
- b. **Livelihood Promotion Support**- these include salaries and the related benefits, travelling, lodging and boarding for management / field project staff.
- c. **Research and documentation** includes payment for consultancy/professional charges related to projects, retreat charges, travelling, lodging and boarding, wherever incurred for the same.

### **7) Disbursement to NGO Partners**

Grants made to NGO partners are accounted for in the year of expenditure incurred by the concerned partners for implementation of projects, awarded under grant agreement, on the basis of quarterly expenditure reports and finally settled on the basis of utilization certificates certified by an independent firms of Chartered Accountants or by the Management. At the end of project, if there is any un-utilized grants balance with partners then it shall be deducted from the next grant amount to be paid to partners for implementing of a new project.



*Audited financial statement for the year ended March 31, 2023*

## SELF RELIANT INITIATIVES THROUGH JOINT ACTION [SRIJAN]

### 8) Fixed assets:

- a. Fixed assets are stated at historical cost less accumulated depreciation.
- b. Fixed assets purchased are classified as per the nature of assets and recorded in the books from the date they are purchased and used for the objectives of the Trust.
- c. Assets created for the beneficiaries i.e. "assets in possession of the community but held and accounted for" in the books of account of the Trust, are to be ultimately transferred to them. All such assets are recognised at cost and charged to respective funding agencies as program/project expenses in consonance with the compliance of the grant conditions and the provisions of the Income Tax Act, 1961. As these assets are held and accounted for in the books of the Trust, and are under use by the community, depreciation at the prescribed rates has been charged in the books of the Trust from the date when these assets were purchased / put to use by credit and debit to the respective fixed assets and capital assets fund account in the Balance Sheet.

In Current situation, SRIJAN has maintained Fixed Asset register at locations keeping quantitative records for exercising control over these assets. The transfer of ownership of assets and physical possession are documented in SRIJAN records.

- d. Fixed Assets purchased out of grants received are expensed off as program expenditure and are also capitalised with an equal amount credited to Capital Fund. Accordingly, deletions of such fixed assets are also adjusted from the Capital Fund.
- e. Assets received as in-kind donations are recorded at value provided by donor agencies or at fair market value as on the date of acquiring such assets.
- f. Depreciation has been charged on the assets at the following rates, which in the opinion of the Trust would cover the normally expected period of useful life of each of the category of assets on written down value method:

Category of Assets	Rate %
Furniture and Fixtures	10
Plant & machinery	15
Electric & Electronic Equipment's	40
Computers, peripherals and other allied equipment	40
Buildings (Community Assets)	10

### 9) Investments in Fixed deposit are held at cost.

### 10) Employees benefits:

The Trust has been providing following benefits to its employees as per the term of employment with them namely:





## SELF RELIANT INITIATIVES THROUGH JOINT ACTION [SRIJAN]

- a. **Provident Fund:** The Trust has been discharging its liabilities along with amount deducted from the employees to the Regional Provident Fund Commissioner, as per the provisions of the Employees Provident Fund and Miscellaneous Provisions Act, 1952, on a monthly basis.
- b. **Gratuity:** The Trust has been providing its liability towards Group Gratuity Scheme of its employees through funds invested with Life Insurance Corporation of India (LIC) on accrual basis, based on actuarial valuation and in compliance with Accounting Standard 15 (Revised) employee benefit.
- c. **Staff Insurance:** The Trust has been providing group accidental insurance and medical insurance benefits to its employees through sum assured with the insurance company-Care Health Insurance Limited

### 11) Promotion, support and maintenance of Community Based Institutions (CBI's):

- a. In order to achieve its objectives and donor and Government mandates in promotion of rural development and livelihood promotion activities in the areas of operations and targeted beneficiaries, often based on the mandate and directions, the Trust encourages the beneficiaries to organise themselves into community based institutions in the form of Co-operatives, Producer Companies or Societies, as necessary, to support and sustain their operations during and even beyond the period of project as initiated and supported by the Trust. These Community institutions are initially managed and nurtured by the Trust, with an ultimate intent to hand over the governance and management to the community or the members of the institutions, by infusing capacity to manage the same. Until such time, these institutions are supported by the grants & contributions, internal resources and the resources generated by the community itself and SRIJAN acts as a Trustee for the same, moving towards the goal of creating sustainable, independent institutions.
- b. Though independent books of accounts are maintained for the financial transactions for each of such institutions, separate governance structure is in existence; wherever needed, however independent audit by them.
- c. The Trust has institutionalized appropriate control systems commensurate to the nature, size and reach of operations of these initiatives. The internal control framework has been well defined in the Finance manual approved by the Board.
- d. As on March 31, 2023, there are three registered institutions, in the form of producer companies, in which technical expertise and professional guidance is provided by the Trust. The details the registered institutions are as follows:
  1. Shipre Farmers' Producer Company Limited-Shivpuri
  2. Sahan Shakti Farmers' Producer Company Limited-Baran
  3. Ken Betwa Mahila Farmer Producer Company Limited-Tikamgarh



Audited financial statement for the year ended March 31, 2023

## SELF RELIANT INITIATIVES THROUGH JOINT ACTION [SRIJAN]

### 11) Allocation of Salary, allowances, and other benefits to various projects / programs / activities:

The salary, allowances and staff benefits are allocated as per the Common costs allocation policy of the organisation in accordance with the terms and conditions of grants /MOU's/budgets available as approved by the CEO and confirmed by the Governing Board.

### B. NOTES TO ACCOUNTS:

1. **CONTINGENT LIABILITIES:** Bank Guarantees (3 in No's) amounting to Rs.21 lakhs (Previous Year Rs. 21 lakhs) have been provided against the pledge of FDRs value Rs. 21 lakhs for timely execution of projects. Though the validity of these BGs have been expired in the year 2020, however, the same are yet to be released by the respective departments.
2. **Livelihood Promotion Activities:** Rs. 21,06,44,004/- (Previous year Rs. 22,00,99,653/-) this includes:
  - a. Rs.75,91,097/- (Previous year Rs. 1,20,92,218/-) spent on the formation and strengthening of SHG Federations managed by the communities.
  - b. No amount has been incurred during the year 2022-23 (Previous year Rs. Nil) through Capital assets grant to the community.
  - c. Rs.15,77,06,508/- (Previous year Rs. 18,40,80,269/-) directly spent by the Trust in execution of various rural development and livelihood promotion enterprises / projects under the mandate of various Government and Philanthropic institutions.
  - d. Rs. 3,15,59,921 (Previous year Rs. 2,07,16,025) directly spent by the Trust in relation to the services provided by Community Mobilizers and Village Resource Persons in execution of various rural development and livelihood promotion enterprises / projects under the mandate of various Government and Philanthropic institutions.
  - e. Rs. 1,37,86,479 (Previous year Rs. 32,11,141) spent by the trust towards training and workshops for rural development and livelihood promotion activities.

### 3. Grants disbursed to Other Implementing Partner NGOs

The summary of grant disbursements to other NGO partners for implementing the project activities & its utilization during the year and balances as at the year-end is as under:

Particulars	(Rs. In Lakhs)	
	Current Year	Previous Year
Opening balances receivable (Net)	111.02	12.45
Add: Disbursements during the year	684.94	379.12

Audited financial statement for the year ended March 31, 2023





## SELF RELIANT INITIATIVES THROUGH JOINT ACTION [SRIJAN]

Less: Utilization during the year	675.80	280.55
Less: Amount Written off	0.89	0
<b>Closing balances payable- Current liabilities Note-9</b>	<b>11.36</b>	<b>0</b>
<b>Closing Unspent balances receivable- Other Current Assets Notes-8</b>	<b>130.63</b>	<b>111.02</b>

- a) The grant amount have been utilized on the basis of Expenditure Statements submitted by implementing NGO's/Audited Utilization Certificates of other independent firm of Chartered Accounts. However, audited UCs (2 No's) in respect of Rs. 7.89 lakhs out of total utilization Rs. 675.80 lakhs have not been received as on date.
- b) Unspent balance of Rs. 130.63 lakhs as on 31-03-2023 which includes Rs. 29 lakhs and Rs. 1.5 lakhs are pending prior to 01-04-2022 from Education for Employability Foundation (Related Party) and Gramshree foundation respectively for which neither utilization nor amount refunded by these NGOs.

### 4. Grants & Specific Donation

- a) The Trust has received total grants & donations of Rs. 5571.08 lakhs (including Rs. 2145.95 lakhs as foreign contribution) during the F.Y. 2022-23 (Previous Year Rs.4052.68 lakhs including Rs. 1607.11 lakhs as foreign contribution).
- b) In some grants where utilisation certificates received during 2022-23, there are differences of Rs. 97,446 between the UCs and the expenditure booked, which are not material, are under reconciliation/adjustments etc.
- c) Overspent amount on the project recoverable is Rs. 169.19 lakhs as on 31-03-2023; of which Rs. 159.38 lakhs and Rs. 7.54 lakhs are outstanding for more than 2 years from Govt of MP MG NREGS CFT & Govt. of Uttar Pradesh SRLM- CFP UP respectively. In the opinion of the Management of Srijan, these balances are good for recovery and no provision is required.
- d) Unspent balances is Rs.2885.97 lakhs as on 31-03-2023 in the restricted project fund, of which Rs. 384.49 lakhs are lying in the undernoted 6 no. of grants (LC/FC) even though their project period were completed for which extension are required to be received as on date-

Donors Agency	Fund Type	Rs. In lakhs
Trifed	LC	10.93
National Health Mission Govt. of MP	LC	4.45
ATE Chandra Foundation	LC	9.99
Wadhwani Charitable Foundation INC	FC	31.06
GIVE Foundation INC	FC	57.47
Gate Foundation (BMGF- Civil Society Alliance support)	FC	270.59
	<b>Total</b>	<b>384.49</b>

Audited financial statement for the year ended March 31, 2023



## SELF RELIANT INITIATIVES THROUGH JOINT ACTION [SRIJAN]

- e) As per FCRA Amendment Act, 2020, no fund was remitted to the NGO Partners w.e.f 28th Sept 2020 by Srijan. Ongoing Projects were terminated vide letter dated 21st Feb 2021 issued to NGO Partners and the unspent Grant balances as per Utilization certificates Rs. 0.51 lakhs and Rs. 0.66 lakhs from BSS & Arunodaya respectively is not recoverable and have been written off during the current year after taking approval from Board of the Trustees of Srijan.
- f) Underspent of grant balance of Rs. 856,161 have been written back, as income and overspent of grants balances of Rs. 169,588 being unrecoverable, have been written off, as expenditure during the year.

### 5. Gratuity:

The SRIJAN operates a gratuity plan where every employee is entitled to benefits equivalent to fifteen days' salary for every year of completed service with the Company, calculated based on 26 days a month on the last total fixed compensation drawn immediately preceding the date when the employee becomes entitled for gratuity under the Scheme. The same is payable at the time of separation from the Company or retirement, whichever is earlier. The benefits vest after one year of continuous service.


#### Changes in Present Value of Obligations

Amount in (Rs)

Particulars	March 31, 2023	March 31, 2022
Present value of obligation as at beginning of the year	76,82,729	71,73,104
Current service cost	921,107	741,641
Interest cost	435,611	352,917
Benefits Paid	(743,775)	(817,217)
Actuarial (gain)/ loss on Obligations	680,970	232,284
Present value of obligation as at the year end	89,76,642	76,82,729

#### Fair Value of Plan Assets:

S.no	Particulars	March 31, 2023	March 31, 2022
a)	Fair Value of plan assets at the beginning of the period	44,84,694	50,11,971
b)	Acquisition adjustment	-	-
c)	Actual return of plan assets	3,01,102	2,89,940
d)	Employer contributions	-	-
e)	Benefits paid	(7,43,775)	(8,17,217)
f)	Fair value of plan assets at the end of the period	40,17,045	44,84,694
g)	Funded status	(49,59,597)	(31,98,035)
h)	Excess of actual over estimated return on plan assets	(38,700)	43,351



Audited financial statement for the year ended March 31, 2023



## SELF RELIANT INITIATIVES THROUGH JOINT ACTION [SRIJAN]

Gratuity plan assets exclude Rs. NIL previous year NIL remitted to LIC via NEFT on 31st March 2022 but accounted for by LIC 31st May 2023 due to COVID-19 situation in their office, but in actuarial valuation certificate the amount has been considered in their valuation as on 31st March 2023.

### Actuarial Assumptions

i)	Retirement Age (Years)	-	60	60
ii)	Mortality Table	IALM (2006-08)	IALM (2012-14)	IALM (2012-14)
iii)	Ages	Withdrawal Rate (%)	Withdrawal Rate (%)	Withdrawal Rate (%)
	Upto 30 years	30.00	30.00	12.00
	From 31 to 44 years	30.00	30.00	12.00
	Above 44 years	30.00	30.00	12.00

### Recognized in the Profit and Loss Account

Particulars	March 31, 2023	March 31, 2022
Current service cost	921,107	741,641
Interest cost	435,611	352,917
Expected return on Plan Assets	(314,826)	(246,589)
Settlement cost	-	-
Net Actuarial (gain)/ loss recognized during the year	7,19,670	1,88,933
Total Expense recognized in the Profit and Loss Account	17,61,562	10,36,902

6. **Amount Receivables from vendors/others Rs. 4,46,804/-** out of which Rs. 3,30,931 are outstanding for more than 6 months (Rs. 2.79 lakhs outstanding for more than one year including Rs. 50,000 receivable from Ghummar Mahila Producer Co. Ltd.- community-based organisations), on account of advance towards working capital requirement in the form of material and labour for processing agricultural produces. In the opinion of the Management of Srijan, these balances are good for recovery but balance confirmation was not held on record.

### 7. Income Tax Assessments

Income Tax Receivable aggregating to Rs. 41,70,131/- as on 31-03-2023 (Previous year Rs. 36,53,516) Refund of Rs.18,89,440 (including interest of Rs. 98,500) for 2021-22 received on 21st Feb 2023. Refund of Rs. 18.75 lakhs are still pending which comprises of Rs. 13.42 lakhs which pertains to FY 2020-21 and Rs. 5.33 lakhs due for more than 10 years since FY 2009-10 and before, need to be written off with the approval of the Board of Trustee.

8. The organisation has paid annual increment to payroll staff @ 9% of the Basic pay for the financial year 2022-23, as per approval by CEO.



Audited financial statement for the year ended March 31, 2023

## SELF RELIANT INITIATIVES THROUGH JOINT ACTION [SRIJAN]

### 9. Remuneration and other payments to the Chief Executive Office [CEO]:

(Amount in Rs.)		
Description	March 31, 2023	March 31, 2022
Salaries and other related benefits	41,96,987	36,71,026
Travelling & Other Reimbursement	1,24,832	1,61,770
<b>Total</b>	<b>43,21,819</b>	<b>38,32,796</b>

10. **Expenses incurred on Governing Board:** During the year, the Trust has incurred an expenditure of Rs. NIL (Previous Year Rs. NIL) on travelling, conveyance, boarding and lodging by the members of the Governing Board.
11. **Auditors' Remuneration** includes Rs. 5,50,000 excluding applicable GST (Previous Year Rs. 5,00,000 excluding applicable GST) as audit fee for the current year.
12. There is no balances and transactions between the Trust & various Community based institutions like Producers' co., Societies, Trusts, Federations of SHGs, etc. having being promoted by SRIJAN for execution of various socio economics-based projects during the year. (Previous year – no transactions & balances)

Community Institutions	Legal Status
Shipre Farmers' Producer Company Limited-Shivpuri	Producers' Co. Ltd.
Sahan Shakti Farmers' Producer Company Limited-Baran	Producers' Co. Ltd.
Ken Betwa Mahila Farmer Producer Company Limited-Tikamgarh	Producers' Co. Ltd.

### 13. Related Parties: -

(Amount in Rs.)

Community Institutions	Receipt during the year	Payment during the year	Amount Receivable as on 31.03-2023	Amount Payable as on 31-03-2023
Education for Employability Foundation (E2F)	-	-	29,00,000	-
<b>Previous Year</b>	<b>-</b>	<b>29,00,000</b>	<b>29,00,000</b>	<b>-</b>

14. Corresponding figures of the previous year have been regrouped / rearranged wherever necessary to make them comparable with the figures of the current year. The previous year figures are regrouped and rearranged under the following heads of statement of Income & expenditure-

Head of Account	Original Amount	Re-classified Amount	Increase / (Decrease)
Depreciation on Fixed Assets	21,52,427	-	21,52,427
Purchase of Fixed Asset out of donor Funds	-	29,09,864	(29,09,864)



Audited financial statement for the year ended March 31, 2023



## SELF RELIANT INITIATIVES THROUGH JOINT ACTION [SRIJAN]

Fixed Assets Written off	10,29,465	-	10,29,465
Capital Assets fund	-	2,72,028	(2,72,028)
Grants & Contributions	40,52,67,863	40,35,39,055	17,28,808
Donation	-	17,28,808	(17,28,808)
Administration Cost- Project	2,19,67,422	20495854	14,71,568
Administration Cost -General	-	1471568	(14,71,568)
<b>Total</b>	<b>43,04,17,177</b>	<b>43,04,17,177</b>	<b>-</b>


**For Thakur, Vaidyanath Aiyar & Co.,**  
Chartered Accountants  
Firm Reg. No. 000038N

*For and on Behalf of Board of Trustees of*  
Self-Reliant Initiative Through Joint Action  
(SRIJAN)

  
(K.N. Gupta)  
Partner  
Membership No. 009169  
Place : New Delhi  
Date : 01-07-2023



  
Prasanna Khemariya  
Chief Executive Officer

  
C. Babu Joseph  
Chairman

